






Contract	Curr.	Exchange	Codes	Trading Time	I. Margin	M.Margin	Tick Size	Contract Mth.	Cash/Physical Delivery	Board Group
Stock Index Futures 										
Hang Seng	HKD	HKFE	HSI	E : 09:15 - 12:00; 13:00 - 16:30 (08:45 pre-open) (T+1) 17:15-03:00	HKD 117,239	HKD 93,791	1pt. = HKD 50	Front; Next & 2 Quarterly Mths & following 5 Decembers Mths	Cash	HKFE Index
Mini Hang Seng	HKD	HKFE	MHI	E : 09:15 - 12:00; 13:30 - 16:30 (08:45 pre-open) (T+1) 17:15-03:00	HKD 23,447	HKD 18,757	1pt. = HKD 10	Front; Next & 2 Quarterly Mths	Cash	HKFE Mini Index
Hang Seng China Enterprises	HKD	HKFE	HHI	E : 09:15 - 12:00; 13:30 - 16:30 (08:45 pre-open) (T+1) 17:15-03:00	HKD 44,754	HKD 35,803	1pt. = HKD 50	Front; Next & 2 Quarterly Mths & following 5 Decembers Mths	Cash	HKFE Index
Mini Hang Seng China Enterprises	HKD	HKFE	MCH	E : 09:15 - 12:00; 13:30 - 16:30 (08:45 pre-open) (T+1) 17:15-03:00	HKD 8,950	HKD 7,160	1pt. = HKD 10	Front; Next & 2 Quarterly Mths	Cash	HKFE Mini Index
Hang Seng Tech Index	HKD	HKFE	HTI	E : 09:15 - 12:00; 13:30 - 16:30 (08:45 pre-open) (T+1) 17:15-03:00	HKD 34,965	HKD 27,972	1pt. = HKD 50	Front; Next & 2 Quarterly Mths	Cash	HKFE Index
MSCI Taiwan Index	USD	HKFE	MTW	E : 08:45 - 13:45 (08:30 pre-open) (T+1) 14:30-03:00	USD 14,590	USD 11,672	0.1點 = USD 10	Front; Next & 4 Quarterly Mths	Cash	HKFE USD
MSCI China A 50 Index	USD	HKFE	MCA	E : 09:00 - 16:30 (08:45 pre-open) (T+1) 17:15-03:00	USD 7,062	USD 5,649	0.2點 = USD 5	Front; Next & 4 Quarterly Mths	Cash	HKFE USD
HSI Volatility Index	HKD	HKFE	VHS	E : 09:15 - 12:00; 13:00 - 16:30	HKD 29,831	HKD 23,864	0.05點 = HKD 250	Front & Next 2 Mths	Cash	HKFE Index
CES China 120 Index	HKD	HKFE	CHH	E : 09:15 - 12:00; 13:00 - 16:30	HKD 22,317	HKD 17,853	0.5點 = HKD 25	Front & Next 2 Mths	Cash	HKFE Index
SGX Nikkei 225	JPY	SGX	NK	E: 07:30 - 14:25 (07:15 pre-open) (T+1) 14:55 - 05:15	JPY 2,530,000	JPY 2,300,000	5pt. = JPY 2,500	6 nearest serial months & 32 nearest quarterly months	Cash	Asia Futures JPY
SGX Mini Nikkei 225	JPY	SGX	NS	E: 07:30 - 15:25 (07:15 pre-open) (T+1) 14:55 - 05:15	JPY 506,000	JPY 460,000	1pt. = JPY 100	3 nearest serial months & 6 nearest quarterly months	Cash	Asia Mini Futures JPY
SGX FTSE Xinhua China A50	USD	SGX	CN	E : 09:00 - 16:30 (08:45 pre-open) (T+1) 17:00 - 05:15	USD 1,133	USD 1,030	1pt. = USD 1	Front; Next Mth & Quarterly Mths within 1 yr	Cash	Asia Futures USD
NSE Nifty 50	USD	SGX	GIN	E : 09:00 - 18:10 (08:45 pre-open) (T+1) 19:05 - 05:15	USD 2,090	USD 1,900	0.5pt. = USD 1	Front; Next Mth & 4 Quarterly Mths	Cash	Asia Futures USD
SGX MSCI Singapore	SGD	SGX	SG	E : 08:30 - 17:10 (08:15 pre-open) (T+1) 17:40 - 05:15	SGD 2,453	SGD 2,230	0.05pt. = SGD 5	2 Recent Non-Quarterly Mths & 4 Quarterly mths	Cash	Asia Futures SGD
Mini Dow Jones (\$5)	USD	CME-CBT	YM	E : 06:00 - 05:00	USD 16,716	USD 15,196	1pt. = USD 5	4 Quarterly Mths	Cash	US Mini Futures
Micro Mini Dow Jones	USD	CME-CBT	MYM	E : 06:00 - 05:00	USD 1,672	USD 1,520	1pt. = USD 0.5	4 Quarterly Mths	Cash	US Micro E-Mini Futures
Mini S&P 500	USD	CME	ES	E : 06:00 - 05:00	USD 27,222	USD 24,747	0.25pt. = USD 12.5	Quarterly contracts listed for 9 consecutive quarters and 3 additional December contract months	Cash	US Mini Futures
Micro Mini S&P 500	USD	CME	MES	E : 06:00 - 05:00	USD 2,723	USD 2,475	0.25pt. = USD 1.25	5 Quarterly Mths	Cash	US Micro E-Mini Futures
Mini Nasdaq 100	USD	CME	NQ	E : 06:00 - 05:00	USD 40,739	USD 37,035	0.25pt. = USD 5	5 Quarterly Mths & next 4 Dec	Cash	US Mini Futures
Micro Mini Nasdaq 100	USD	CME	MNQ	E : 06:00 - 05:00	USD 4,043	USD 3,675	0.25pt. = USD 0.5	5 Quarterly Mths	Cash	US Micro E-Mini Futures
Mini Russell 2000	USD	CME	RTY	E : 06:00 - 05:00	USD 11,909	USD 10,826	0.1pt. = USD 5	5 Quarterly Mths	Cash	US Mini Futures
Micro Mini Russell 2000	USD	CME	MZK	E : 06:00 - 05:00	USD 1,192	USD 1,083	0.1pt. = USD 0.5	5 Quarterly Mths	Cash	US Micro E-Mini Futures
Nikkei 225 USD	USD	CME	NKD	E : 06:00 - 05:00	USD 14,300	USD 13,000	5pt.= USD 25	Quarterly contracts (Mar, Jun, Sep, Dec) listed for 12 quarters, and 3 additional Dec contract months	Cash	US Futures & Options
DAX (DAX)	EUR	EUREX	DAX	E : 07:15 - 04:00	EUR 53,522	EUR 44,602	0.5點 = EUR 12.5	3 Quarterly Mths	Cash	Europe Futures EUR
Mini DAX (Mini DAX)	EUR	EUREX	FDXM	E : 07:15 - 04:00	EUR 10,704	EUR 8,920	1點 = EUR 5	3 Quarterly Mths	Cash	Europe Futures EUR
FTSE 100	GBP	NYSE-Life	Z	E : 08:00 - 04:00	GBP 6,936	GBP 5,780	0.5pt. = GBP 5	4 Quarterly Mths	Cash	Europe Futures GBP
FTSE Bursa Malaysia KLCI	MYR	BM	FKLI	E : 08:45 - 12:45; 14:30 - 17:15 (Mon-Thur T+1) 21:00 - 02:30	MYR 4,800	MYR 4,000	0.5pt. = MYR 25	Front; Next & 2 Quarterly Mths	Cash	Asia Futures MYR
Stock Futures 										
HSBC Holdings Plc.	HKD	HKFE	HKB	E : 09:30 - 12:00; 13:00 - 16:00	HKD 0	HKD 4,043	0.01pt. = HKD 4	Front; Next 2 Mths & Next 2 Quarterly Mths	Cash	HKFE Stock Futures
China Mobile Limited	HKD	HKFE	CHT	E : 09:30 - 12:00; 13:00 - 16:00	HKD 0	HKD 2,244	0.01pt. = HKD 5	Front; Next 2 Mths & Next 2 Quarterly Mths	Cash	HKFE Stock Futures
China Construction Bank	HKD	HKFE	CCB	E : 09:30 - 12:00; 13:00 - 16:00	HKD 587	HKD 469	0.01pt. = HKD 10	Front; Next 2 Mths & Next 2 Quarterly Mths	Cash	HKFE Stock Futures
ICBC	HKD	HKFE	ICB	E : 09:30 - 12:00; 13:00 - 16:00	HKD 477	HKD 381	0.01pt. = HKD 10	Front; Next 2 Mths & Next 2 Quarterly Mths	Cash	HKFE Stock Futures

Contract	Curr.	Exchange	Codes	Trading Time	I. Margin	M.Margin	Tick Size	Contract Mth.	Cash/Physical Delivery	Board Group
CNOOC Limited	HKD	HKFE	CNC	E : 09:30 - 12:00; 13:00 - 16:00	HKD 2,753	HKD 2,202	0.01pt. = HKD 10	Front; Next 2 Mths & Next 2 Quarterly Mths	Cash	HKFE Stock Futures
Huaneng Power International	HKD	HKFE	HNP	E : 09:30 - 12:00; 13:00 - 16:00	HKD 916	HKD 732	0.01pt. = HKD 20	Front; Next 2 Mths & Next 2 Quarterly Mths	Cash	HKFE Stock Futures
Ping An Insurance	HKD	HKFE	PAI	E : 09:30 - 12:00; 13:00 - 16:00	HKD 3,045	HKD 2,436	0.01pt. = HKD 5	Front; Next 2 Mths & Next 2 Quarterly Mths	Cash	HKFE Stock Futures
China Merchants Bank	HKD	HKFE	CMB	E : 09:30 - 12:00; 13:00 - 16:00	HKD 1,702	HKD 1,361	0.01pt. = HKD 5	Front; Next 2 Mths & Next 2 Quarterly Mths	Cash	HKFE Stock Futures
Bank of China	HKD	HKFE	BCL	E : 09:30 - 12:00; 13:00 - 16:00	HKD 343	HKD 274	0.01pt. = HKD 10	Front; Next 2 Mths & Next 2 Quarterly Mths	Cash	HKFE Stock Futures
China Petroleum & Chemical	HKD	HKFE	CPC	E : 09:30 - 12:00; 13:00 - 16:00	HKD 755	HKD 604	0.01pt. = HKD 20	Front; Next 2 Mths & Next 2 Quarterly Mths	Cash	HKFE Stock Futures
Hong Kong Exchanges & Clearing	HKD	HKFE	HEX	E : 09:30 - 12:00; 13:00 - 16:00	HKD 2,753	HKD 2,202	0.01pt. = HKD 1	Front; Next 2 Mths & Next 2 Quarterly Mths	Cash	HKFE Stock Futures
PetroChina	HKD	HKFE	PEC	E : 09:30 - 12:00; 13:00 - 16:00	HKD 2,832	HKD 2,265	0.01pt. = HKD 20	Front; Next 2 Mths & Next 2 Quarterly Mths	Cash	HKFE Stock Futures
Alibaba Group Holding Ltd.	HKD	HKFE	ALB	E : 09:30 - 12:00; 13:00 - 16:00	HKD 8,525	HKD 6,820	0.01pt. = HKD 10	Front; Next 2 Mths & Next 2 Quarterly Mths	Cash	HKFE Stock Futures
China Life Insurance	HKD	HKFE	CLI	E : 09:30 - 12:00; 13:00 - 16:00	HKD 3,444	HKD 2,755	0.01pt. = HKD 10	Front; Next 2 Mths & Next 2 Quarterly Mths	Cash	HKFE Stock Futures
Bank of Communications	HKD	HKFE	BCM	E : 09:30 - 12:00; 13:00 - 16:00	HKD 488	HKD 390	0.01pt. = HKD 10	Front; Next 2 Mths & Next 2 Quarterly Mths	Cash	HKFE Stock Futures
China Minsheng Banking Corporation	HKD	HKFE	MSB	E : 09:30 - 12:00; 13:00 - 16:00	HKD 2,473	HKD 1,978	0.01pt. = HKD 100	Front; Next 2 Mths & Next 2 Quarterly Mths	Cash	HKFE Stock Futures
Tencent Holdings Ltd.	HKD	HKFE	TCH	E : 09:30 - 12:00; 13:00 - 16:00	HKD 5,293	HKD 4,234	0.01pt. = HKD 100	Front; Next 2 Mths & Next 2 Quarterly Mths	Cash	HKFE Stock Futures
Xiaomi Corporation	HKD	HKFE	MIU	E : 09:30 - 12:00; 13:00 - 16:00	HKD 3,936	HKD 3,148	0.01pt. = HKD 100	Front; Next 2 Mths & Next 2 Quarterly Mths	Cash	HKFE Stock Futures
Meituan DianPing	HKD	HKFE	MET	E : 09:30 - 12:00; 13:00 - 16:00	HKD 6,104	HKD 4,883	0.01pt. = HKD 100	Front; Next 2 Mths & Next 2 Quarterly Mths	Cash	HKFE Stock Futures
JD.com Inc	HKD	HKFE	JDC	E : 09:30 - 12:00; 13:00 - 16:00	HKD 5,253	HKD 4,202	0.01pt. = HKD 100	Front; Next 2 Mths & Next 2 Quarterly Mths	Cash	HKFE Stock Futures
BYD Company Ltd.	HKD	HKFE	BYD	E : 09:30 - 12:00; 13:00 - 16:00	HKD 6,091	HKD 4,872	0.01pt. = HKD 100	Front; Next 2 Mths & Next 2 Quarterly Mths	Cash	HKFE Stock Futures
Anhui Conch cement Co. Ltd.	HKD	HKFE	ACC	E : 09:30 - 12:00; 13:00 - 16:00	HKD 1,057	HKD 845	0.01pt. = HKD 100	Front; Next 2 Mths & Next 2 Quarterly Mths	Cash	HKFE Stock Futures
CSOP FTSE China A50 ETF	HKD	HKFE	CSA	E : 09:30 - 12:00; 13:00 - 16:00	HKD 5,320	HKD 4,256	0.01pt. = HKD 50	Front; Next 2 Mths & Next 2 Quarterly Mths	Cash	HKFE Stock Futures
iShares FTSE A50 China Index ETF	HKD	HKFE	A50	E : 09:30 - 12:00; 13:00 - 16:00	HKD 5,758	HKD 4,606	0.01pt. = HKD 50	Front; Next 2 Mths & Next 2 Quarterly Mths	Cash	HKFE Stock Futures
China AMC CSI 300 Index ETF	HKD	HKFE	AMC	E : 09:30 - 12:00; 13:00 - 16:00	HKD 7,581	HKD 6,064	0.01pt. = HKD 20	Front; Next 2 Mths & Next 2 Quarterly Mths	Cash	HKFE Stock Futures
Agricultural Futures										
Corn	USD	CME-CBT	C	E : 08:00 - 20:45; 21:30 - 02:20	USD 1,073	USD 975	0.0025 = USD 12.5	Mar; May; Jul; Sep; Dec	Physical	US Futures & Options
Mini-sized Corn	USD	CME-CBT	YC	E : 08:00 - 20:45; 21:30 - 02:20	USD 215	USD 195	0.00125 = USD 1.25	Mar; May; Jul; Sep; Dec	Physical	US Mini Futures
Soybeans	USD	CME-CBT	S	E : 08:00 - 20:45; 21:30 - 02:20	USD 2,200	USD 2,000	0.0025 = USD 12.5	Jan; Mar; May; Jul; Aug; Sep; Nov	Physical	US Futures & Options
Mini-sized Soybean	USD	CME-CBT	YK	E : 08:00 - 20:45; 21:30 - 02:20	USD 440	USD 400	0.00125 = USD 1.25	Jan; Mar; May; Jul; Aug; Sep; Nov	Physical	US Mini Futures
Wheat	USD	CME-CBT	W	E : 08:00 - 20:45; 21:30 - 02:20	USD 2,035	USD 1,850	0.0025 = USD 12.5	Mar; May; Jul; Sep; Dec	Physical	US Futures & Options
Mini-sized Wheat	USD	CME-CBT	YW	E : 08:00 - 20:45; 21:30 - 02:20	USD 407	USD 370	0.00125 = USD 1.25	Mar; May; Jul; Sep; Dec	Physical	US Mini Futures
Soybean Meal	USD	CME-CBT	SM	E : 08:00 - 20:45; 21:30 - 02:20	USD 2,046	USD 1,550	0.1 = USD 10	Jan; Mar; May; Jul; Aug; Sep; Oct; Dec	Physical	US Futures & Options
Soybean Oil	USD	CME-CBT	BO	E : 08:00 - 20:45; 21:30 - 02:20	USD 2,772	USD 2,100	0.0001 = USD 6	Jan; Mar; May; Jul; Aug; Sep; Oct; Dec	Physical	US Futures & Options
Oats	USD	CME-CBT	O	E : 08:00 - 20:45; 21:30 - 02:20	USD 1,210	USD 1,100	0.0025 = USD 12.5	Mar; May; Jul; Sep; Dec	Physical	US Futures & Options
Rough Rice	USD	CME-CBT	RR	E : 08:00 - 20:45; 21:30 - 02:20	USD 1,320	USD 1,200	0.005 = USD 10	Jan; Mar; May; Jul; Sep; Nov	Physical	US Futures & Options

Contract	Curr.	Exchange	Codes	Trading Time	I. Margin	M.Margin	Tick Size	Contract Mth.	Cash/Physical Delivery	Board Group
KCBT Wheat	USD	KCBT	KB	E : 08:00 - 20:45; 21:30 - 02:20	USD 2,376	USD 1,800	0.0025 = USD 12.5	Mar; May; Jul; Sep; Dec	Physical	US Futures & Options
Cocoa	USD	ICE US	CC	E : 16:45 - 01:30(08:00 pre-open)	USD 5,364	USD 4,470	1 = USD 10	Mar; May; Jul; Sep; Dec	Physical	US Futures & Options
Coffee	USD	ICE US	KC	E : 16:15 - 01:30 (08:00 pre-open)	USD 8,303	USD 6,919	0.0005 = USD 18.75	Mar; May; Jul; Sep; Dec	Physical	US Futures & Options
Cotton	USD	ICE US	CT	E : 09:00 - 02:20 (07:30 pre-open)	USD 2,220	USD 1,850	0.0001 = USD 5	Mar; May; Jul; Oct; Dec	Physical	US Futures & Options
FCOJ-A	USD	ICE US	OJ	E : 20:00 - 02:00 (08:00 pre-open)	USD 5,209	USD 4,341	0.0005 = USD 7.5	Jan; Mar; May; Jul; Sep; Nov	Physical	US Futures & Options
Sugar No.11	USD	ICE US	SB	E : 15:30 - 01:00 (08:00 pre-open)	USD 954	USD 795	0.0001 = USD 11.2	Mar; May; Jul; Oct	Physical	US Futures & Options
Lean Hogs	USD	CME	LH	E : 21:30 - 02:05	USD 1,870	USD 1,700	0.00025 = USD 10	Feb; Apr; May; Jun; Jul; Aug; Oct; Dec	Cash	US Futures & Options
Live Cattle	USD	CME	LC	E : 21:30 - 02:05	USD 3,630	USD 3,300	0.00025 = USD 10	Feb; Apr; Jun; Aug; Oct; Dec	Physical	US Futures & Options
Feeder Cattle	USD	CME	FC	E : 21:30 - 02:05	USD 6,600	USD 6,000	0.00025 = USD 12.5	Jan; Mar; Apr; May; Aug; Sep; Oct; Nov	Cash	US Futures & Options
Crude Palm Oil	MYR	BM	FCPO	10:30 - 12:30; 14:30 - 18:00 (Mon-Thur T+1) 21:00 - 23:30	MYR 9,600	MYR 8,000	1 = MYR 25	Spot month and the next 11 succeeding months, alternate months up to 36 months ahead	Physical	Asia Futures MYR
SGX SICOM Technically Specified Rubber 20	USD	SGX	TF	E : 07:55 - 18:00; 18:15 - 23:00	USD 858	USD 780	0.1 = USD 5	Nearest 12 Mths	Physical	Asia Futures USD
NYSE Liffe Cocoa	GBP	NYSE-Liffe	C	E: 16:30 - 23:55	GBP 6,324	GBP 5,270	1 = GBP 10	Nearest 10 Contract Mths of Mar; May; Jul; Sep & Dec	Physical	Europe Futures GBP
NYSE Liffe Robusta Coffee	USD	NYSE-Liffe	RC	E : 16:00 - 00:30	USD 5,148	USD 4,290	1 = USD 10	Nearest 10 Contract Mths of Jan; Mar; May; Jul; Sep & Dec	Physical	Europe Futures USD
NYSE Liffe White Sugar No. 407	USD	NYSE-Liffe	W	E : 15:45 - 01:00	USD 1,664	USD 1,387	0.1 = USD 5	Nearest 8 Contract Mths of Mar; May; Aug; Sep; Dec	Physical	Europe Futures USD
Currencies Futures										
AUD/USD	USD	CME	AD	E : 06:00 - 05:00	USD 2,508	USD 1,900	0.00005 = USD 5	3 Consecutive Mths & 20 mths in the March Quarterly	Physical	US Futures & Options
GBP/USD	USD	CME	BP	E : 06:00 - 05:00	USD 3,520	USD 2,000	0.0001 = USD 6.25	3 Consecutive Mths & 20 mths in the March Quarterly	Physical	US Futures & Options
CAD/USD	USD	CME	CD	E : 06:00 - 05:00	USD 1,320	USD 1,000	0.00005 = USD 5	3 Consecutive Mths & 220 mths in the March Quarterly	Physical	US Futures & Options
EUR/USD	USD	CME	EC	E : 06:00 - 05:00	USD 4,752	USD 2,700	0.00005 = USD 6.25	3 Consecutive Mths & 20 mths in the March Quarterly	Physical	US Futures & Options
E-mini EUR/USD	USD	CME	E7	E : 06:00 - 05:00	USD 2,376	USD 1,350	0.0001 = USD 6.25	2 Consecutive Quarterly Mths	Physical	US Mini Futures
JPY/USD	USD	CME	JY	E : 06:00 - 05:00	USD 4,928	USD 2,800	0.0000005 = USD 6.25	3 Consecutive Mths & 20 mths in the March Quarterly	Physical	US Futures & Options
E-mini JPY/USD	USD	CME	J7	E : 06:00 - 05:00	USD 2,464	USD 1,400	0.000001 = USD 6.25	2 Consecutive Quarterly Mths	Physical	US Mini Futures
EUR/JPY	JPY	CME	RY	E : 06:00 - 05:00	JPY 880,000	JPY 500,000	0.01 = JPY 1,250	6 Consecutive Quarterly Mths	Physical	US Futures & Options
NZD/USD	USD	CME	NE	E : 06:00 - 05:00	USD 1,716	USD 1,300	0.00005 = USD 5	6 Consecutive Quarterly Mths	Physical	US Futures & Options
CHF/USD	USD	CME	SF	E : 06:00 - 05:00	USD 5,940	USD 4,500	0.0001 = USD 12.5	20 Consecutive Quarterly Mths	Physical	US Futures & Options
RMB/USD	USD	CME	RMB	E : 06:00 - 05:00	USD 5,500	USD 3,500	0.00001 = USD 10	13 Consecutive Mths & Next 8 Quarterly Mths	Cash	US Futures & Options
USD/RMB	CNY	HKFE	CUS	E : 08:30 - 18:30; 19:15 - 03:00	CNY 19,029	CNY 10,873	0.0001 = CNY 10	Front; Next 3 Mths & Next 6 Quarterly Mths	Physical	HKFE CNY
CNY/USD	USD	SGX	CY	E : 07:25 - 17:55; 18:15 - 05:15	USD 1,802	USD 1,170	0.0001 = USD 5	13 monthly followed by the next 8 quarterly months	Cash	Asia Futures USD
USD/CNH	CNY	SGX	UC	E : 07:00 - 17:55; 18:15 - 05:15	CNY 15,862	CNY 10,300	0.0001 = CNY 10	13 monthly followed by the next 8 quarterly months	Cash	Asia Futures CNY
USD/SDG	SGD	SGX	US	E : 07:00 - 19:30; 19:50 - 05:15	SGD 739	SGD 480	0.0001 = SGD 2.5	12 Consecutive Mths	Cash	Asia Futures SGD
MXN/USD	USD	CME	MP	E : 06:00 - 05:00	USD 1,716	USD 1,300	0.000001 = USD 10	13 Consecutive Mths & Next 2 Quarterly Mths	Physical	US Futures & Options
US Dollar Index	USD	ICE-US	DX	E : 08:00 - 05:00 (08:30 pre-open) Open 06:00 on Monday (06:30 pre-open)	USD 2,783	USD 1,988	0.005 = USD 5	4 Quarterly Mths	Physical	US Futures & Options

Contract	Curr.	Exchange	Codes	Trading Time	I. Margin	M.Margin	Tick Size	Contract Mth.	Cash/Physical Delivery	Board Group
Interest Rate Futures										
 国泰海通										
30-Year U.S. Treasury Bond	USD	CME-CBT	US	E : 06:00 - 05:00	USD 4,884	USD 3,700	1/32 = USD 31.25	3 Quarterly Mths	Physical	US Futures & Options
10-Year U.S. Treasury Note	USD	CME-CBT	TY	E : 06:00 - 05:00	USD 2,476	USD 1,875	0.5/32 = USD 15.625	5 Quarterly Mths	Physical	US Futures & Options
5-Year U.S. Treasury Note	USD	CME-CBT	FV	E : 06:00 - 05:00	USD 1,925	USD 1,250	0.25/32 = USD 7.8125	5 Quarterly Mths	Physical	US Futures & Options
2-Year U.S. Treasury Note	USD	CME-CBT	TU	E : 06:00 - 05:00	USD 2,112	USD 1,200	0.25/32 = USD 15.625	5 Quarterly Mths	Physical	US Futures & Options
Euro-Bund	EUR	EUREX	FGBL	E : 07:10 - 04:00	EUR 2,308	EUR 1,923	0.01 = EUR 10	9 Consecutive Quarterly Mths	Physical	Europe Futures EUR
Euro-Bobl	EUR	EUREX	FGBM	E : 07:10 - 04:00	EUR 2,929	EUR 2,441	0.01 = EUR 10	9 Consecutive Quarterly Mths	Physical	Europe Futures EUR
Euro-Schatz	EUR	EUREX	FGBS	E : 07:10 - 04:00	EUR 493	EUR 411	0.005 = EUR 5	9 Consecutive Quarterly Mths	Physical	Europe Futures EUR
Energies Futures										
 国泰海通										
Light Sweet Crude Oil (WTI)	USD	CME-NYMEX	CL	E : 06:00 - 05:00	USD 28,818	USD 19,053	0.01 = USD 10	current years mths & Next 10 years and additional 2 mths	Physical	US Futures & Options
E-mini Light Sweet Crude Oil-Financial (WTI)	USD	CME-NYMEX	QM	E : 06:00 - 05:00	USD 14,434	USD 9,542	0.025 = USD 12.5	Consecutive Mths within 6 yrs	Cash	US Mini Futures
NY Harbor ULSLSD	USD	CME-NYMEX	HO	E : 06:00 - 05:00	USD 41,043	USD 27,136	0.0001 = USD 4.2	49 Consecutive Mths	Physical	US Futures & Options
E-mini NY Harbor ULSLSD- Financial	USD	CME-NYMEX	QH	E : 06:00 - 05:00	USD 20,533	USD 13,574	0.001 = USD 21	12 Consecutive Mths	Cash	US Futures & Options
Natural Gas (Henry Hub)	USD	CME-NYMEX	NG	E : 06:00 - 05:00	USD 7,454	USD 4,928	0.001 = USD 10	current years & Consecutive Mths within 12 yrs	Physical	US Mini Futures
E-mini Natural Gas (Henry Hub) - Financial	USD	CME-NYMEX	QG	E : 06:00 - 05:00	USD 1,877	USD 1,240	0.005 = USD 12.5	Consecutive Mths within 6 yrs	Cash	US Futures & Options
RBOB Gasoline	USD	CME-NYMEX	RB	E : 06:00 - 05:00	USD 24,504	USD 16,200	0.0001 = USD 4.2	36 Consecutive Mths	Physical	US Futures & Options
ICE Brent Crude	USD	ICE-EUROPE	BRN	E : 08:00 - 06:00	USD 31,296	USD 20,864	0.01 = USD 10	96 Consecutive Mths	Cash/Physical	Europe Futures USD
ICE WTI Crude	USD	ICE-EUROPE	WBS	E : 08:00 - 06:00	USD 18,312	USD 13,080	0.01 = USD 10	108 Consecutive Mths	Cash	Europe Futures USD
ICE LS Gasoil	USD	ICE-EUROPE	GAS	E : 08:00 - 06:00	USD 29,005	USD 20,718	0.25 = USD 25	96 Consecutive Mths	Physical	Europe Futures USD
Metals Futures										
 国泰海通										
COMEX Gold	USD	CME-NYMEX (COMEX)	GC	E : 06:00 - 05:00	USD 43,376	USD 28,166	0.1 = USD 10	3 Consecutive Mths; Even Mths within 23 Mths & Jun; Dec Quarterly Mths within 72 Mths	Physical	US Futures & Options
E-COMEX Gold	USD	CME-NYMEX (COMEX)	QO	E : 06:00 - 05:00	USD 21,689	USD 14,083	0.1 = USD 5	Feb;Apr;Jun;Aug;Oct;Dec within 24 month period	Physical	US Mini Futures
COMEX Silver	USD	CME-NYMEX (COMEX)	SI	E : 06:00 - 05:00	USD 65,477	USD 42,517	0.005 = USD 25	3 Consecutive Mths & Jan;Mar;May;Jul;Sep;Dec within 23 Mths & Jul;Dec Quarterly Mths within 60 Mths	Physical	US Futures & Options
COMEX Silver	USD	CME-NYMEX (COMEX)	QI	E : 06:00 - 05:00	USD 32,739	USD 21,259	0.005 = USD 12.5	Feb;Apr;Jun;Aug;Oct;Dec within 24 month period	Physical	US Mini Futures
COMEX Copper	USD	CME-NYMEX (COMEX)	HG	E : 06:00 - 05:00	USD 16,800	USD 12,000	0.0005 = USD 12.5	Front & Next 23 Consecutive Mths & (1,3,7,9,12) within 63 Mths	Physical	US Futures & Options
Palladium	USD	CME-NYMEX	PA	E : 06:00 - 05:00	USD 28,686	USD 18,627	0.05 = USD 5	3 Consecutive Mths & Quarterly Mths within 15 Mths	Physical	US Futures & Options
Platinum	USD	CME-NYMEX	PL	E : 06:00 - 05:00	USD 17,471	USD 11,345	0.1 = USD 5	3 Consecutive Mths & Jan; Apr; Jul; Oct within 15 Mths	Physical	US Futures & Options
LME Aluminium	USD	LME***	AHD	E : 08:00 - 02:00 O : 18:40 - 00:00	USD 7,980	USD 5,700	0.5 = USD 12.5 0.25 = USD 6.25	3 Mths Prompt	Physical	LME
LME Copper	USD	LME***	CAD	E : 08:00 - 02:00 O : 18:40 - 00:00	USD 32,760	USD 23,400	0.5 = USD 12.5 0.25 = USD 6.25	3 Mths Prompt	Physical	LME
LME Lead	USD	LME***	PBD	E : 08:00 - 02:00 O : 18:40 - 00:00	USD 4,585	USD 3,275	0.5 = USD 12.5 0.25 = USD 6.25	3 Mths Prompt	Physical	LME
LME Nickel	USD	LME***	NID	E : 08:00 - 02:00 O : 18:40 - 00:00	USD 17,119	USD 12,228	5 = USD 30 1 = USD 6	3 Mths Prompt	Physical	LME
LME Tin	USD	LME***	SND	E : 08:00 - 02:00 O : 18:40 - 00:00	USD 47,579	USD 33,985	5 = USD 25 1 = USD 5	3 Mths Prompt	Physical	LME
LME Zinc	USD	LME***	ZSD	E : 08:00 - 02:00 O : 18:40 - 00:00	USD 9,870	USD 7,050	0.5 = USD 12.5 0.25 = USD 6.25	3 Mths Prompt	Physical	LME

Contract	Curr.	Exchange	Codes	Trading Time	I. Margin	M.Margin	Tick Size	Contract Mth.	Cash/Physical Delivery	Board Group
SGX TSI Iron Ore CFR China (62% Fe Fines)	USD	SGX	FEF	E : 07:25 - 20:00 (T+1): 20:15 - 05:15	USD 1,232	USD 1,120	0.01pt. = USD 1	48 Consecutive Mths	Cash	Asia Futures USD
HKEX USD Gold	USD	HKFE	GDU	E : 09:00 - 16:15 (T+1): 17:00 - 03:00	USD 24,875	USD 14,214	0.01=USD 10	Spot Month and the next eleven mths	Physical	HKFE USD
HKEX CNY Gold	CNY	HKFE	GDR	E : 09:00 - 16:15 (T+1): 17:00 - 03:00	CNY 166,760	CNY 95,291	0.05 = CNY 50	Spot Month and the next eleven mths	Physical	HKFE CNY
USD Mini LME Aluminium	USD	HKFE	LUA	E : 09:00 - 16:30 (T+1): 17:15 - 03:00	USD 1,569	USD 1,255	1 = USD 5	Spot Month and the next eleven mths	Cash	HKFE USD
USD Mini LME Copper	USD	HKFE	LUC	E : 09:00 - 16:30 (T+1): 17:15 - 03:00	USD 4,349	USD 3,479	1 = USD 5	Spot Month and the next eleven mths	Cash	HKFE USD
USD Mini LME Nickel	USD	HKFE	LUN	E : 09:00 - 16:30 (T+1): 17:15 - 03:00	USD 6,251	USD 5,000	1 = USD 1	Spot Month and the next eleven mths	Cash	HKFE USD
USD Mini LME Lead	USD	HKFE	LUP	E : 09:00 - 16:30 (T+1): 17:15 - 03:00	USD 573	USD 458	1 = USD 5	Spot Month and the next eleven mths	Cash	HKFE USD
USD Mini LME Tin	USD	HKFE	LUN	E : 09:00 - 16:30 (T+1): 17:15 - 03:00	USD 7,155	USD 5,724	1 = USD 1	Spot Month and the next eleven mths	Cash	HKFE USD
USD Mini LME Zinc	USD	HKFE	LUZ	E : 09:00 - 16:30 (T+1): 17:15 - 03:00	USD 1,542	USD 1,233	1 = USD 5	Spot Month and the next eleven mths	Cash	HKFE USD
CNY Mini LME Aluminium	CNY	HKFE	LRA	E : 09:00 - 16:30 (T+1): 17:15 - 03:00	CNY 10,746	CNY 8,596	0.5 = CNY 2.5	Spot Month and the next eleven mths	Cash	HKFE CNY
CNY Mini LME Zinc	CNY	HKFE	LRZ	E : 09:00 - 16:30 (T+1): 17:15 - 03:00	CNY 10,320	CNY 8,256	0.5 = CNY 2.5	Spot Month and the next eleven mths	Cash	HKFE CNY
CNY Mini LME Copper	CNY	HKFE	LRC	E : 09:00 - 16:30 (T+1): 17:15 - 03:00	CNY 30,058	CNY 24,046	0.5 = CNY 5	Spot Month and the next eleven mths	Cash	HKFE CNY
Cryptocurrencies										
* United States & Europe have day light saving time, relevant information will be updated accordingly.										
** Note: Physical delivery is not available by Guatai Junan Futures (HK) Ltd. Force Liquidation will be taken if deliveralbe contacts are not settled by clients 3 days before first notice day or last trading day (earlier day is applied).										
*** All captial involved in the LME market can only be withdrawn or applied to other markets after prompt day specified by LME though, it can be applied to the LME again.										
Name of Exchange		Exchange Code								
Bursa Malaysia Berhad		BM								
Chicago Mercantile Exchange		CME								
CME - Chicago Board of Trade		CME-CBT								
CME - New York Mercantile Exchange		CME-NYMEX								
European Exchange		EUREX								
Hong Kong Exchange		HKEX								
Intercontinental Exchange Europe		ICE-EUROPE								
Intercontinental Exchange U.S.		ICE-US								
London Metal Exchange		LME								
NYSE Liffe		NYSE-Liffe								
NYSE-Liffe US		NYSE-Liffe US								
Singapore Exchange		SGX								

Contract	Curr.	Exchange	Codes	Trading Time	I. Margin	M.Margin	Tick Size	Contract Mth.	Cash/Physical Delivery	Board Group