

Important Information

- The purchase of a Share in Guotai Junan USD Money Market Fund (the "Sub-Fund") is not the same as placing funds on deposit with a bank or deposit-taking company. The Sub-Fund does not guarantee repayment of principal and the Manager has no obligation to redeem the Shares at the offer value. The Sub-Fund does not have a constant NAV. The Sub-Fund is not subject to the supervision of the Hong Kong Monetary Authority.
- Investment in money market and fixed income instruments is subject to interest rate risk, credit risk, counterparty risk, liquidity risk, and other relevant risks.
- The Sub-Fund invests primarily in US Dollar instruments and subject to higher level of concentration risks than a fund investing in a more diversified portfolio/strategy.
- You should not base on this material alone to make investment decision. Please read the offering documents of the Sub-Fund carefully for fund details, including the risk factors involved, before making any investment decision.

Investment Objective

The Sub-Fund's objective is to invest in short term deposits and high quality money market investments. The Sub-Fund seeks to achieve a return in USD in line with prevailing money market rate.

Investment Strategy

The Sub-Fund seeks to achieve its investment objective by investing primarily (i.e. not less than 70% of its NAV) in USD-denominated short-term deposits and high quality money market instruments issued by governments, quasi-governments, international organisations, financial institutions and corporations. The Sub-Fund may invest up to 30% of its NAV in non USD denominated short-term deposits and high quality money market instruments.

Fund information

Investment Manager	Guotai Junan Assets (Asia) Limited		
Inception Date	27/4/2023		
Domicile	Hong Kong		
Custodian / Administrator	BOCI-Prudential Trustee Limited		
Dealing Frequency	Daily (Hong Kong business days)		
Base Currency	USD		
Dividend Policy	The Manager has discretion as to whether or not the Sub-Fund will make any distribution of dividends, the frequency of distribution and amount of dividends. There is no guarantee of regular distribution nor, where distribution is made, the amount being distributed.		

Subscription and Redemption

	Class D1	Class A2	Class D2
Base Currency	USD	USD	USD
Minimum subscription	1 USD	1,000,000 USD	1 USD
Management Fee	0.60% p.a.	0.10% p.a.	0.40% p.a.
ISIN Code	HK0000927134	HK0000928157	HK0000927142
Bloomberg Ticker	GUJUMD1 HK Equity	GOJUMKA HK Equity	GOJUMKD HK Equity
Launch Date	27/4/2023	27/9/2023	27/4/2023

Fund Performance ²

Name	7-day Annualized ³	1 M	3 M	6 M	1 Y	Since Launch
Class D1	2.98%	0.26%	0.81%	1.68%	3.67%	13.70%
Class A2	3.48%	0.30%	0.93%	1.93%	4.18%	12.79%
Class D2	3.21%	0.28%	0.86%	1.78%	3.87%	7.30%

2. The performance of the fund is calculated based on change in the Net Asset Value (NAV) with net income reinvested. The performance figures provided are for informational purposes only. The past performance information presented is not indicative of future performance. "

3. Calculated based on a seven-day period by annualization based on change in NAV of the fund between 24/03/2026 and 31/03/2026, using the formula: $(7\text{-calendar-day cumulative return} \times (365/7) - 1) \times 100\%$. Please note that this figure is a hypothetical performance which is calculated based on a 7-day period of the Fund's past performance and does not represent an actual one year return. The most updated figure is available on our website https://www.gtjai.com/tc/fund_gjUSDmmf_daily_performance for investor's information.

Contacts

Guotai Junan Assets (Asia) Limited

Contact : (852)2509 2186 (HK) am.bd@gtjas.com.hk

Guotai Junan Securities (Hong Kong) Limited

Contact: (852)2509 7524 (HK) customer.service@gtjas.com.hk

Portfolio Summary

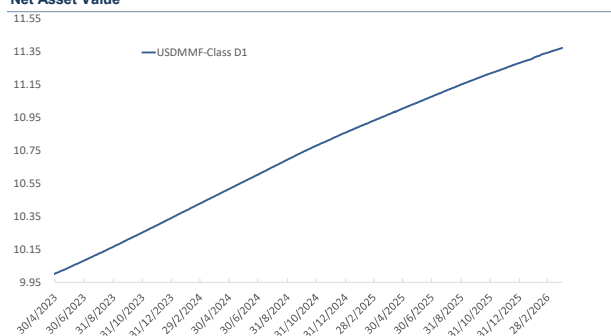
Yield to Maturity (%) ¹

3.95%

*As of 31 Mar 2026

1. Yield to Maturity (YTM) is the weighted average yield on the fund's underlying assets, assuming that they will be held to maturity. This metric excludes fees and expenses. It does not represent Guotai Junan USD Money Market Fund 's actual return.

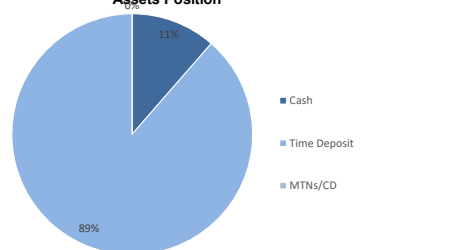
Net Asset Value



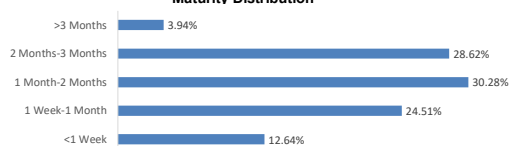
Assets Distribution

*As of 31 Mar 2026

Assets Position



Maturity Distribution



Average Maturity (Days) 46.41

Data Source : Guotai Junan Assets (Asia) Limited

31 Mar 2026

Risk Warning and Disclaimer:

The authorization of the Sub-Fund by the Securities and Futures Commission (the "SFC") in Hong Kong is not a recommendation or endorsement of the Sub-Fund nor does it guarantee the commercial merits of the Sub-Fund or its performance. It does not mean the Sub-Fund is suitable for all investors nor is it an endorsement of its suitability for any particular investor or class of investors. This information and data contained in this document is for reference only. It does not constitute investment advice, or an offer to sell, or a solicitation of an offer to purchase shares of the Fund. Certain information contained in this document has been obtained from third parties. Guotai Junan Assets (Asia) Limited has taken its best endeavor to ensure the accuracy of such data, and in good faith believes it is reliable. However, Guotai Junan Assets (Asia) Limited does not guarantee the accuracy of such data. The Fund is not principal protected. Investments involve risks. The value of the Shares of the Sub-Fund may go down as well as up. Past performance is not indicative of future performance. Investors should refer to the offering documents of the Sub-Fund for the details including risk factors associated with the investment in the Sub-Fund before investing. If you are in any doubt about any of the contents of these documents, you should obtain independent professional advice. This document is issued by Guotai Junan Assets (Asia) Limited and has not been reviewed by the SFC.