









Contract	Curr.	Exchange	Codes	Trading Time	I. Margin	M.Margin	Gearing	Tick Size	Contract Value	Contract Mth.	Cash/Physical Delivery	Board Group
Stock Index Futures												
 Guotai Junan Futures (HK) Limited												
Hang Seng	HKD	HKFE	HSI	E : 09:15 - 12:00; 13:00 - 16:30 (08:45 pre-open) (T+1) 17:15-03:00	HKD 147,896	HKD 118,316	8.40	1pt. = HKD 50	HKD50xIndex (HKD 1,241,700)	Front; Next & 2 Quarterly Mths & following 5 Decembers Mths	Cash	HKFE Index
Mini Hang Seng	HKD	HKFE	MHI	E : 09:15 - 12:00; 13:30 - 16:30 (08:45 pre-open) (T+1) 17:15-03:00	HKD 29,579	HKD 23,663	8.40	1pt. = HKD 10	HKD10xIndex (HKD 248,340)	Front; Next & 2 Quarterly Mths	Cash	HKFE Mini Index
Hang Seng China Enterprises	HKD	HKFE	HHI	E : 09:15 - 12:00; 13:30 - 16:30 (08:45 pre-open) (T+1) 17:15-03:00	HKD 57,655	HKD 46,124	7.71	1pt. = HKD 50	HKD50xIndex (HKD 88,910)	Front; Next & 2 Quarterly Mths & following 5 Decembers Mths	Cash	HKFE Index
Mini Hang Seng China Enterprises	HKD	HKFE	MCH	E : 09:15 - 12:00; 13:30 - 16:30 (08:45 pre-open) (T+1) 17:15-03:00	HKD 11,531	HKD 9,224	7.71	1pt. = HKD 10	HKD10xIndex (HKD 88,910)	Front; Next & 2 Quarterly Mths	Cash	HKFE Mini Index
Hang Seng Tech Index	HKD	HKFE	HTI	E : 09:15 - 12:00; 13:30 - 16:30 (08:45 pre-open) (T+1) 17:15-03:00	HKD 52,308	HKD 41,846	5.22	1pt. = HKD 50	HKD50xIndex (HKD 273,050)	Front; Next & 2 Quarterly Mths	Cash	HKFE Index
MSCI Taiwan Index	USD	HKFE	MTW	E : 08:45 - 13:45 (08:30 pre-open) (T+1) 14:30-03:00	USD 6,836	USD 5,468	14.98	0.1pt. = USD 10	USD 100xIndex (HKD 102,410)	Front; Next & 4 Quarterly Mths	Cash	HKFE USD
MSCI China A 50 Index	USD	HKFE	MCA	E : 09:00 - 16:30 (08:45 pre-open) (T+1) 17:15-03:00	USD 4,801	USD 3,840	N/A	0.2pt. = USD 5	USD 25xIndex (HKD 222,160)	Front; Next & 4 Quarterly Mths	Cash	HKFE USD
HSI Volatility Index	HKD	HKFE	VHS	E : 09:15 - 12:00; 13:00 - 16:30	HKD 30,284	HKD 24,227	3.10	0.05pt. = HKD 250	HKD5000xIndex (HKD 94,000)	Front & Next 2 Mths	Cash	HKFE Index
SGX Nikkei 225	JPY	SGX	NK	E: 07:30 - 14:55 (07:15 pre-open) (T+1) 14:55 - 05:15	JPY 1,320,000 (HKD 70,143)	JPY 1,200,000 (HKD 63,766)	16.06	5pt. = JPY 2,500	JPY500xIndex (HKD 1,126,533)	6 nearest serial months & 32 nearest quarterly months	Cash	Asia Futures JPY
SGX Mini Nikkei 225	JPY	SGX	NS	E : 07:30 - 14:55 (07:15 pre-open) (T+1) 15:10 - 05:15	JPY 264,000 (HKD 14,029)	JPY 240,000 (HKD 12,753)	16.06	1pt. = JPY 100	JPY100xIndex (HKD 225,307)	3 nearest serial months & 6 nearest quarterly months	Cash	Asia Mini Futures JPY
SGX FTSE Xinhua China A50	USD	SGX	CN	E : 09:00 - 16:30 (08:45 pre-open) (T+1) 16:45 - 05:15	USD 990 (HKD 7,771)	USD 900 (HKD 7,065)	14.06	1pt. = USD 1	USD1xIndex (HKD 109,227)	Front; Next Mth & Quarterly Mths within 1 yr	Cash	Asia Futures USD
NSE IFSC Nifty 50	USD	SGX	GIN	E : 09:00 - 18:10 (08:45 pre-open) (T+1) 19:05 - 05:15	USD 2,860 (HKD 22,450)	USD 2,600 (HKD 20,409)	17.06	0.5pt. = USD 1	USD2xIndex (HKD 382,958)	Front; Next Mth & 4 Quarterly Mths	Cash	Asia Futures USD
SGX MSCI Singapore	SGD	SGX	SG	E : 08:30 - 17:20 (08:15 pre-open) (T+1) 17:50 - 05:15	SGD 2,420 (HKD 14,784)	SGD 2,200 (HKD 13,440)	17.48	0.05pt. = SGD 5	SGD 100xIndex (HKD 258,416)	2 Recent Non-Quarterly Mths & 4 Quarterly mths	Cash	Asia Futures SGD
Mini Dow Jones (\$5)	USD	CME-CBT	YM	E : 06:00 - 05:00	USD 11,440 (HKD 89,799)	USD 10,400 (HKD 81,636)	19.35	1pt. = USD 5	USD5xIndex (HKD 1,737,823)	4 Quarterly Mths	Cash	US Mini Futures
Micro Mini Dow Jones	USD	CME-CBT	MYM	E : 06:00 - 05:00	USD 1,144 (HKD 8,980)	USD 1,040 (HKD 8,164)	19.35	1pt. = USD 0.5	USD0.5xIndex (HKD 173,782)	4 Quarterly Mths	Cash	US Micro E-Mini Futures
Mini S&P 500	USD	CME	ES	E : 06:00 - 05:00	USD 23,434 (HKD 183,948)	USD 21,304 (HKD 167,228)	13.68	0.25pt. = USD 12.5	USD50xIndex (HKD 2,517,170)	Quarterly contracts instead for 9 consecutive quarters and 3 additional December contract months	Cash	US Mini Futures
Micro Mini S&P 500	USD	CME	MES	E : 06:00 - 05:00	USD 2,343 (HKD 18,392)	USD 2,130 (HKD 16,720)	13.69	0.25pt. = USD 1.25	USD5xIndex (HKD 251,717)	5 Quarterly Mths	Cash	US Micro E-Mini Futures
Mini Nasdaq 100	USD	CME	NQ	E : 06:00 - 05:00	USD 33,567 (HKD 263,488)	USD 30,515 (HKD 239,531)	14.13	0.25pt. = USD 5	USD20xIndex (HKD 3,722,869)	5 Quarterly Mths & next 4 Dec	Cash	US Mini Futures
Micro Mini Nasdaq 100	USD	CME	MNQ	E : 06:00 - 05:00	USD 3,357 (HKD 26,351)	USD 3,052 (HKD 23,957)	14.13	0.25pt. = USD 0.5	USD2xIndex (HKD 372,287)	5 Quarterly Mths	Cash	US Micro E-Mini Futures
Mini Russell 2000	USD	CME	RTY	E : 06:00 - 05:00	USD 8,360 (HKD 65,623)	USD 7,600 (HKD 59,657)	13.31	0.1pt. = USD 5	USD20xIndex (HKD 873,700)	5 Quarterly Mths	Cash	US Mini Futures
Micro Mini Russell 2000	USD	CME	M2K	E : 06:00 - 05:00	USD 836 (HKD 6,562)	USD 760 (HKD 5,966)	13.31	0.1pt. = USD 0.5	USD20xIndex (HKD 87,370)	5 Quarterly Mths	Cash	US Micro E-Mini Futures
Nikkei 225 USD	USD	CME	NKD	E : 06:00 - 05:00	USD 14,300 (HKD 112,249)	USD 13,000 (HKD 102,045)	14.80	5pt. = USD 25	USD5xIndex (HKD 1,660,779)	Quarterly contracts (Mar, Jun, Sep, Dec) listed for 12 quarters, and 3 additional Dec contract months	Cash	US Futures & Options
DAX (DAX)	EUR	EUREX	DAX	E : 07:15 - 04:00	EUR 52,669 (HKD 481,192)	EUR 43,891 HKD 0	11.51	0.5pt. = EUR 12.5	EUR25xIndex (HKD 5,539,704)	3 Quarterly Mths	Cash	Europe Futures EUR
Mini DAX (Mini DAX)	EUR	EUREX	FDXM	E : 07:15 - 04:00	EUR 10,534 (HKD 96,240)	EUR 8,778 HKD 0	11.51	1pt. = EUR 5	EUR5xIndex (HKD 1,107,941)	3 Quarterly Mths	Cash	Europe Futures EUR
FTSE 100	GBP	NYSE-Liffe	Z	E : 08:00 - 04:00	GBP 7,225 (HKD 76,274)	GBP 6,021 (HKD 63,563)	12.59	0.5pt. = GBP 5	GBP10xIndex (HKD 960,205)	4 Quarterly Mths	Cash	Europe Futures GBP
FTSE Bursa Malaysia KLCI	MYR	BM	FKLI	E: 08:45 - 12:45; 14:30 - 17:15 (Mon-Thur T+1) 21:00 - 02:30	MYR 6,000 (HKD 11,121)	MYR 5,000 (HKD 9,268)	12.97	0.5pt. = MYR 25	MYR50xIndex (HKD 144,203)	Front; Next & 2 Quarterly Mths	Cash	Asia Futures MYR
Stock Futures												
 Guotai Junan Futures (HK) Limited												
HSBC Holdings Plc.	HKD	HKFE	HKB	E : 09:30 - 12:00; 13:00 - 16:00	HKD 0	HKD 1,957	15.93	0.01pt. = HKD 4	HKD400xprice (HKD 38,984)	Front; Next 2 Mths & Next 2 Quarterly Mths	Cash	HKFE Stock Futures
China Mobile Limited	HKD	HKFE	CHT	E : 09:30 - 12:00; 13:00 - 16:00	HKD 0	HKD 2,297	15.14	0.01pt. = HKD 5	HKD500xprice (HKD 43,490)	Front; Next 2 Mths & Next 2 Quarterly Mths	Cash	HKFE Stock Futures
China Construction Bank	HKD	HKFE	CCB	E : 09:30 - 12:00; 13:00 - 16:00	HKD 534	HKD 427	14.91	0.01pt. = HKD 10	HKD1,000xprice (HKD 7,960)	Front; Next 2 Mths & Next 2 Quarterly Mths	Cash	HKFE Stock Futures
ICBC	HKD	HKFE	ICB	E : 09:30 - 12:00; 13:00 - 16:00	HKD 417	HKD 333	14.80	0.01pt. = HKD 10	HKD1,000xprice (HKD 6,170)	Front; Next 2 Mths & Next 2 Quarterly Mths	Cash	HKFE Stock Futures
CNOOC Limited	HKD	HKFE	CNC	E : 09:30 - 12:00; 13:00 - 16:00	HKD 1,304	HKD 1,043	14.34	0.01pt. = HKD 10	HKD1,000xprice	Front; Next 2 Mths & Next 2 Quarterly Mths	Cash	HKFE Stock

Note: For detail contract specification, please refer to relevant exchange website or contact our dealing desk at (852)2509-9277. For the latest margin requirement, please also contact our dealing desk.

Contract	Curr.	Exchange	Codes	Trading Time	I. Margin	M.Margin	Gearing	Tick Size	Contract Value	Contract Mth.	Cash/Physical Delivery	Board Group
CNOOC Limited	HKD	HKFE	CNO	E : 09:30 - 12:00; 13:00 - 16:00	HKD 1,500	HKD 1,500	14.57	0.01pt. = HKD 10	(HKD 18,700)	Front, Next 2 Mths & Next 2 Quarterly Mths	Cash	Futures
Huaneng Power International	HKD	HKFE	HNP	E : 09:30 - 12:00; 13:00 - 16:00	HKD 694	HKD 555	16.14	0.01pt. = HKD 20	HKD2,000xprice (HKD 11,200)	Front, Next 2 Mths & Next 2 Quarterly Mths	Cash	HKFE Stock Futures
Ping An Insurance	HKD	HKFE	PAI	E : 09:30 - 12:00; 13:00 - 16:00	HKD 3,325	HKD 2,660	8.16	0.01pt. = HKD 5	HKD500xprice (HKD 27,145)	Front, Next 2 Mths & Next 2 Quarterly Mths	Cash	HKFE Stock Futures
China Merchants Bank	HKD	HKFE	CMB	E : 09:30 - 12:00; 13:00 - 16:00	HKD 2,141	HKD 1,712	11.75	0.01pt. = HKD 5	HKD500xprice (HKD 25,150)	Front, Next 2 Mths & Next 2 Quarterly Mths	Cash	HKFE Stock Futures
Bank of China	HKD	HKFE	BCL	E : 09:30 - 12:00; 13:00 - 16:00	HKD 305	HKD 244	15.02	0.01pt. = HKD 10	HKD1,000xprice (HKD 4,580)	Front, Next 2 Mths & Next 2 Quarterly Mths	Cash	HKFE Stock Futures
China Petroleum & Chemical	HKD	HKFE	CPC	E : 09:30 - 12:00; 13:00 - 16:00	HKD 541	HKD 432	1.62	0.01pt. = HKD 20	HKD2,000xprice (HKD 4,390)	Front, Next 2 Mths & Next 2 Quarterly Mths	Cash	HKFE Stock Futures
Hong Kong Exchanges & Clearing	HKD	HKFE	HEX	E : 09:30 - 12:00; 13:00 - 16:00	HKD 3,657	HKD 2,925	11.68	0.01pt. = HKD 1	HKD100xprice (HKD 427,000)	Front, Next 2 Mths & Next 2 Quarterly Mths	Cash	HKFE Stock Futures
PetroChina	HKD	HKFE	PEC	E : 09:30 - 12:00; 13:00 - 16:00	HKD 1,041	HKD 832	14.56	0.01pt. = HKD 20	HKD2,000xprice (HKD 7,580)	Front, Next 2 Mths & Next 2 Quarterly Mths	Cash	HKFE Stock Futures
China Communications Construction	HKD	HKFE	CCC	E : 09:30 - 12:00; 13:00 - 16:00	HKD 340	HKD 272	17.03	0.01pt. = HKD 10	HKD1,000xprice (HKD 5,790)	Front, Next 2 Mths & Next 2 Quarterly Mths	Cash	HKFE Stock Futures
China Life Insurance	HKD	HKFE	CLI	E : 09:30 - 12:00; 13:00 - 16:00	HKD 1,848	HKD 1,478	12.16	0.01pt. = HKD 10	HKD1,000xprice (HKD 22,470)	Front, Next 2 Mths & Next 2 Quarterly Mths	Cash	HKFE Stock Futures
Bank of Communications	HKD	HKFE	BCM	E : 09:30 - 12:00; 13:00 - 16:00	HKD 488	HKD 390	14.43	0.01pt. = HKD 10	HKD1,000xprice (HKD 7,040)	Front, Next 2 Mths & Next 2 Quarterly Mths	Cash	HKFE Stock Futures
China Minsheng Banking Corporation	HKD	HKFE	MSB	E : 09:30 - 12:00; 13:00 - 16:00	HKD 3,777	HKD 3,021	13.03	0.01pt. = HKD 100	HKD10,000xprice (HKD 4,920)	Front, Next 2 Mths & Next 2 Quarterly Mths	Cash	HKFE Stock Futures
Tencent Holdings Ltd.	HKD	HKFE	TCH	E : 09:30 - 12:00; 13:00 - 16:00	HKD 3,830	HKD 3,064	14.61	0.01pt. = HKD 100	HKD100xprice (HKD 559,640)	Front, Next 2 Mths & Next 2 Quarterly Mths	Cash	HKFE Stock Futures
Xiaomi Corporation	HKD	HKFE	MIU	E : 09:30 - 12:00; 13:00 - 16:00	HKD 6,796	HKD 5,436	0.75	0.01pt. = HKD 100	HKD100xprice (HKD 51,260)	Front, Next 2 Mths & Next 2 Quarterly Mths	Cash	HKFE Stock Futures
Meituan DianPing	HKD	HKFE	MET	E : 09:30 - 12:00; 13:00 - 16:00	HKD 9,855	HKD 7,884	1.23	0.01pt. = HKD 100	HKD100xprice (HKD 120,800)	Front, Next 2 Mths & Next 2 Quarterly Mths	Cash	HKFE Stock Futures
Anhui Conch cement Co. Ltd.	HKD	HKFE	ACC	E : 09:30 - 12:00; 13:00 - 16:00	HKD 779	HKD 623	3.06	0.01pt. = HKD 100	HKD100xprice (HKD 23,860)	Front, Next 2 Mths & Next 2 Quarterly Mths	Cash	HKFE Stock Futures
CSOP FTSE China A50 ETF	HKD	HKFE	CSA	E : 09:30 - 12:00; 13:00 - 16:00	HKD 4,389	HKD 3,511	15.76	0.01pt. = HKD 50	HKD5,000xprice (HKD 13,830)	Front, Next 2 Mths & Next 2 Quarterly Mths	Cash	HKFE Stock Futures
iShares FTSE A50 China Index ETF	HKD	HKFE	A50	E : 09:30 - 12:00; 13:00 - 16:00	HKD 4,694	HKD 3,755	15.82	0.01pt. = HKD 50	HKD5,000xprice (HKD 14,850)	Front, Next 2 Mths & Next 2 Quarterly Mths	Cash	HKFE Stock Futures
China AMC CSI 300 Index ETF	HKD	HKFE	AMC	E : 09:30 - 12:00; 13:00 - 16:00	HKD 5,798	HKD 4,638	15.99	0.01pt. = HKD 20	HKD2,000xprice (HKD 46,360)	Front, Next 2 Mths & Next 2 Quarterly Mths	Cash	HKFE Stock Futures
Agricultural Futures					 Guotai Junan Futures (HK) Limited							
Corn	USD	CME-CBT	C	E : 08:00 - 20:45; 21:30 - 02:20	USD 1,155 (HKD 9,066)	USD 1,050 (HKD 8,242)	16.57	0.0025 = USD 12.5	5,000 bushel (HKD 150,222)	Mar, May, Jul, Sep, Dec	Physical	US Futures & Options
Mini-sized Corn	USD	CME-CBT	YC	E : 08:00 - 20:45; 21:30 - 02:20	USD 231 (HKD 1,813)	USD 210 (HKD 1,648)	16.57	0.00125 = USD 1.25	1,000 bushel (HKD 30,044)	Mar, May, Jul, Sep, Dec	Physical	US Mini Futures
Soybeans	USD	CME-CBT	S	E : 08:00 - 20:45; 21:30 - 02:20	USD 2,200 (HKD 17,269)	USD 2,000 (HKD 15,699)	21.97	0.0025 = USD 12.5	5,000 bushel (HKD 379,430)	Jan, Mar, May, Jul, Aug, Sep, Nov	Physical	US Futures & Options
Mini-sized Soybean	USD	CME-CBT	YK	E : 08:00 - 20:45; 21:30 - 02:20	USD 440 (HKD 3,454)	USD 400 (HKD 3,140)	21.97	0.00125 = USD 1.25	1,000 bushel (HKD 75,886)	Jan, Mar, May, Jul, Aug, Sep, Nov	Physical	US Mini Futures
Wheat	USD	CME-CBT	W	E : 08:00 - 20:45; 21:30 - 02:20	USD 2,178 (HKD 17,096)	USD 1,650 (HKD 12,952)	11.81	0.0025 = USD 12.5	5,000 bushel (HKD 201,931)	Mar, May, Jul, Sep, Dec	Physical	US Futures & Options
Mini-sized Wheat	USD	CME-CBT	YW	E : 08:00 - 20:45; 21:30 - 02:20	USD 436 (HKD 3,422)	USD 330 (HKD 2,590)	11.80	0.00125 = USD 1.25	1,000 bushel (HKD 40,386)	Mar, May, Jul, Sep, Dec	Physical	US Mini Futures
Soybean Meal	USD	CME-CBT	SM	E : 08:00 - 20:45; 21:30 - 02:20	USD 2,244 (HKD 17,615)	USD 1,700 (HKD 13,344)	12.18	0.1 = USD 10	100 short ton (HKD 214,608)	Jan, Mar, May, Jul, Aug, Sep, Oct, Dec	Physical	US Futures & Options
Soybean Oil	USD	CME-CBT	BO	E : 08:00 - 20:45; 21:30 - 02:20	USD 2,772 (HKD 21,759)	USD 2,100 (HKD 16,484)	11.42	0.0001 = USD 6	60,000 lbs (HKD 248,487)	Jan, Mar, May, Jul, Aug, Sep, Oct, Dec	Physical	US Futures & Options
Oats	USD	CME-CBT	O	E : 08:00 - 20:45; 21:30 - 02:20	USD 1,210 (HKD 9,498)	USD 1,100 (HKD 8,635)	13.76	0.0025 = USD 12.5	5,000 bushel (HKD 130,696)	Mar, May, Jul, Sep, Dec	Physical	US Futures & Options
Rough Rice	USD	CME-CBT	RR	E : 08:00 - 20:45; 21:30 - 02:20	USD 1,540 (HKD 12,088)	USD 1,400 (HKD 10,989)	16.52	0.005 = USD 10	2,000 cwt (HKD 199,694)	Jan, Mar, May, Jul, Sep, Nov	Physical	US Futures & Options
KCBT Wheat	USD	KCBT	KB	E : 08:00 - 20:45; 21:30 - 02:20	USD 2,310 (HKD 18,133)	USD 1,750 (HKD 13,737)	11.22	0.0025 = USD 12.5	5,000 bushel (HKD 203,403)	Mar, May, Jul, Sep, Dec	Physical	US Futures & Options
Cocoa	USD	ICE US	CC	E : 16:45 - 01:30(08:00 pre-open)	USD 15,708 (HKD 123,302)	USD 13,090 (HKD 102,751)	5.08	1 = USD 10	10 metric ton (HKD 626,241)	Mar, May, Jul, Sep, Dec	Physical	US Futures & Options
Coffee	USD	ICE US	KC	E : 16:45 - 01:30 (08:00 pre-open)	USD 11,628 (HKD 91,275)	USD 9,690 (HKD 76,063)	9.75	0.0005 = USD 18.75	37,500 lbs (HKD 890,292)	Mar, May, Jul, Sep, Dec	Physical	US Futures & Options

Contract	Curr.	Exchange	Codes	Trading Time	I. Margin	M.Margin	Gearing	Tick Size	Contract Value	Contract Mth.	Cash/Physical Delivery	Board Group
Cotton	USD	ICE US	CT	E : 09:00 - 02:20 (07:30 pre-open)	USD 1,932 (HKD 15,165)	USD 1,610 (HKD 12,638)	16.90	0.0001 = USD 5	50,000 lbs (HKD 256,368)	Mar; May; Jul; Oct; Dec	Physical	US Futures & Options
FCOJ-A	USD	ICE US	OJ	E : 20:00 - 02:00 (08:00 pre-open)	USD 7,183 (HKD 56,384)	USD 5,986 (HKD 46,988)	4.94	0.0005 = USD 7.5	15,000 lbs (HKD 278,406)	Jan; Mar; May; Jul; Sep; Nov	Physical	US Futures & Options
Sugar No.11	USD	ICE US	SB	E : 15:30 - 01:00 (08:00 pre-open)	USD 1,169 (HKD 9,176)	USD 974 (HKD 7,646)	15.57	0.0001 = USD 11.2	112,000 lbs (HKD 142,863)	Mar; May; Jul; Oct	Physical	US Futures & Options
Lean Hogs	USD	CME	LH	E : 21:30 - 02:05	USD 2,035 (HKD 15,974)	USD 1,850 (HKD 14,522)	17.82	0.00025 = USD 10	40,000 lbs (HKD 284,705)	Feb; Apr; May; Jun; Jul; Aug; Oct; Dec	Cash	US Futures & Options
Live Cattle	USD	CME	LC	E : 21:30 - 02:05	USD 3,025 (HKD 23,745)	USD 2,750 (HKD 21,586)	30.75	0.00025 = USD 10	40,000 lbs (HKD 730,170)	Feb; Apr; Jun; Aug; Oct; Dec	Physical	US Futures & Options
Feeder Cattle	USD	CME	FC	E : 21:30 - 02:05	USD 4,538 (HKD 35,621)	USD 4,125 (HKD 32,380)	37.40	0.00025 = USD 12.5	50,000 lbs (HKD 1,332,077)	Jan; Mar; Apr; May; Aug; Sep; Oct; Nov	Cash	US Futures & Options
Crude Palm Oil	MYR	BM	FCPO	10:30 - 12:30; 14:30 - 18:00 (Mon-Thur T+1) 21:00 - 23:30	MYR 8,400 (HKD 15,569)	MYR 7,000 (HKD 12,975)	12.54	1 = MYR 25	25 metric ton (HKD 195,267)	Spot month and the next 11 succeeding months, alternate months up to 36 months ahead	Physical	Asia Futures MYR
SGX SICOM Technically Specified Rubber 20	USD	SGX	TF	E : 07:55 - 18:00	USD 605 (HKD 4,749)	USD 550 (HKD 4,317)	13.93	0.1 = USD 5	5 metric ton (HKD 66,172)	Nearest 12 Mths	Physical	Asia Futures USD
NYSE Liffe Cocoa	GBP	NYSE-Liffe	C	E: 16:30 - 23:55	GBP 9,924 (HKD 104,767)	GBP 8,270 (HKD 87,306)	5.53	1 = GBP 10	10 tonnes (HKD 579,470)	Nearest 10 Contract Mths of Mar; May; Jul; Sep & Dec	Physical	Europe Futures GBP
NYSE Liffe Robusta Coffee	USD	NYSE-Liffe	RC	E : 16:00 - 00:30	USD 5,616 (HKD 44,083)	USD 4,680 (HKD 36,736)	6.34	1 = USD 10	10 tonnes (HKD 279,524)	Nearest 10 Contract Mths of Jan; Mar; May; Jul; Sep & Dec	Physical	Europe Futures USD
NYSE Liffe White Sugar No. 407	USD	NYSE-Liffe	W	E : 15:45 - 01:00	USD 2,098 (HKD 16,468)	USD 1,748 (HKD 13,721)	11.23	0.1 = USD 5	50 tonnes (HKD 184,976)	Nearest 8 Contract Mths of Mar; May; Aug; Sep; Dec	Physical	Europe Futures USD
Currencies Futures												
 Quotai Junan Futures (HK) Limited												
AUD/USD	USD	CME	AD	E : 06:00 - 05:00	USD 2,904 (HKD 22,795)	USD 2,200 (HKD 17,269)	22.50	0.00005 = USD 5	AUD 100,000 (HKD 512,854)	3 Consecutive Mths & 20 mths in the March Quarterly	Physical	US Futures & Options
GBP/USD	USD	CME	BP	E : 06:00 - 05:00	USD 3,872 (HKD 30,394)	USD 2,200 (HKD 17,269)	21.72	0.0001 = USD 6.25	GBP 62,500 (HKD 660,249)	3 Consecutive Mths & 20 mths in the March Quarterly	Physical	US Futures & Options
CAD/USD	USD	CME	CD	E : 06:00 - 05:00	USD 1,782 (HKD 13,988)	USD 1,350 (HKD 10,597)	40.88	0.00005 = USD 5	CAD 100,000 (HKD 571,843)	3 Consecutive Mths & 220 mths in the March Quarterly	Physical	US Futures & Options
EUR/USD	USD	CME	EC	E : 06:00 - 05:00	USD 5,984 (HKD 46,972)	USD 2,100 (HKD 16,484)	24.41	0.00005 = USD 6.25	EUR 125,000 (HKD 1,146,434)	3 Consecutive Mths & 20 mths in the March Quarterly	Physical	US Futures & Options
E-mini EUR/USD	USD	CME	EZ	E : 06:00 - 05:00	USD 2,992 (HKD 23,486)	USD 1,700 (HKD 13,344)	24.41	0.0001 = USD 6.25	EUR 62,500 (HKD 573,217)	2 Consecutive Quarterly Mths	Physical	US Mini Futures
JPY/USD	USD	CME	JY	E : 06:00 - 05:00	USD 6,688 (HKD 52,498)	USD 3,800 (HKD 29,828)	12.71	0.0000005 = USD 6.25	JPY 12.5M (HKD 667,020)	3 Consecutive Mths & 20 mths in the March Quarterly	Physical	US Futures & Options
E-mini JPY/USD	USD	CME	JZ	E : 06:00 - 05:00	USD 3,344 (HKD 26,249)	USD 1,900 (HKD 14,914)	12.71	0.000001 = USD 6.25	JPY 6.25M (HKD 333,510)	2 Consecutive Quarterly Mths	Physical	US Mini Futures
EUR/JPY	JPY	CME	RY	E : 06:00 - 05:00	JPY 1,056,000 (HKD 56,114)	JPY 600,000 (HKD 31,883)	20.34	0.01 = JPY 1,250	EUR 125,000 (HKD 1,141,611)	6 Consecutive Quarterly Mths	Physical	US Futures & Options
NZD/USD	USD	CME	NE	E : 06:00 - 05:00	USD 2,244 (HKD 17,615)	USD 1,700 (HKD 13,344)	26.58	0.00005 = USD 5	NZD 100,000 (HKD 468,111)	6 Consecutive Quarterly Mths	Physical	US Futures & Options
CHF/USD	USD	CME	SF	E : 06:00 - 05:00	USD 7,128 (HKD 55,952)	USD 5,400 (HKD 42,388)	21.81	0.0001 = USD 12.5	CHF 125,000 (HKD 1,220,122)	20 Consecutive Quarterly Mths	Physical	US Futures & Options
RMB/USD	USD	CME	RMB	E : 06:00 - 05:00	USD 7,260 (HKD 56,988)	USD 4,620 (HKD 36,265)	19.31	0.00001 = USD 10	RMB 1,000,000 (HKD 1,100,357)	13 Consecutive Mths & Next 8 Quarterly Mths	Cash	US Futures & Options
USD/RMB	CNY	HKFE	CUS	E : 08:30 - 18:30; 19:15 - 03:00	CNY 19,960 (HKD 21,810)	CNY 11,405 (HKD 12,462)	35.99	0.0001 = CNY 10	USD 100,000 (HKD 784,916)	Front: Next 3 Mths & Next 6 Quarterly Mths	Physical	HKFE CNY
CNY/USD	USD	SGX	CY	E : 07:25 - 17:55 ; 18:15 - 05:15	USD 1,760 (HKD 13,815)	USD 800 (HKD 6,280)	39.57	0.0001 = USD 5	CNY 500,000 (HKD 546,725)	13 monthly followed by the next 8 quarterly months	Cash	Asia Futures USD
USD/CNH	CNY	SGX	UC	E : 07:00 - 17:55 ; 18:15 - 05:15	CNY 11,000 (HKD 12,019)	CNY 5,000 (HKD 5,463)	65.30	0.0001 = CNY 10	USD 100,000 (HKD 784,840)	13 monthly followed by the next 8 quarterly months	Cash	Asia Futures CNY
USD/SDG	SGD	SGX	US	E : 07:00 - 19:30 ; 19:50 - 05:15	SGD 1,210 (HKD 7,392)	SGD 550 (HKD 3,360)	26.53	0.0001 = SGD 2.5	USD 25,000 (HKD 196,118)	12 Consecutive Mths	Cash	Asia Futures SGD
MXN/USD	USD	CME	MP	E : 06:00 - 05:00	USD 2,112 (HKD 16,578)	USD 1,600 (HKD 12,559)	12.75	0.000001 = USD 10	MXP 500,000 (HKD 211,311)	13 Consecutive Mths & Next 2 Quarterly Mths	Physical	US Futures & Options
US Dollar Index	USD	ICE-US	DX	E : 08:00 - 05:00 (07:30 pre-open) Open 07:00 on Monday (06:30 pre-open)	USD 2,783 (HKD 21,845)	USD 1,988 (HKD 15,605)	35.22	0.005 = USD 5	USD1,000 x Index (HKD 769,331)	4 Quarterly Mths	Physical	US Futures & Options
Interest Rate Futures												
 Quotai Junan Futures (HK) Limited												
30-Year U.S. Treasury Bond	USD	CME-CBT	US	E : 06:00 - 05:00	USD 4,884 (HKD 38,337)	USD 3,700 (HKD 29,044)	23.55	1/32 = USD 31.25	USD100,000 (HKD 902,704)	3 Quarterly Mths	Physical	US Futures & Options
10-Year U.S. Treasury Note	USD	CME-CBT	TY	E : 06:00 - 05:00	USD 2,476 (HKD 19,436)	USD 1,875 (HKD 14,718)	45.16	0.5/32 = USD 15.625	USD100,000 (HKD 877,806)	5 Quarterly Mths	Physical	US Futures & Options
5-Year U.S. Treasury Note	USD	CME-CBT	FV	E : 06:00 - 05:00	USD 1,925	USD 1,250	56.40	0.25/32 = USD 7.8125	USD100,000	5 Quarterly Mths	Physical	US Futures &

Contract	Curr.	Exchange	Codes	Trading Time	I. Margin	M.Margin	Gearing	Tick Size	Contract Value	Contract Mth.	Cash/Physical Delivery	Board Group
2-Year U.S. Treasury Note	USD	CME-CBT	TU	E : 06:00 - 05:00	(HKD 15,110)	(HKD 9,812)	98.33	0.25/32 = USD 15.625	(HKD 853,583)	5 Quarterly Mths	Physical	Options
Euro-Bund	EUR	EUREX	FGBL	E : 07:15 - 04:00	EUR 2,375 (HKD 21,698)	EUR 1,979 (HKD 18,080)	54.62	0.01 = EUR 10	EUR100,000 (HKD 1,185,233)	9 Consecutive Quarterly Mths	Physical	Europe Futures EUR
Euro-Bobl	EUR	EUREX	FGBM	E : 07:15 - 04:00	EUR 2,988 (HKD 27,299)	EUR 2,490 (HKD 22,749)	39.26	0.01 = EUR 10	EUR100,000 (HKD 1,071,762)	9 Consecutive Quarterly Mths	Physical	Europe Futures EUR
Euro-Schatz	EUR	EUREX	FGBS	E : 07:15 - 04:00	EUR 569 (HKD 5,198)	EUR 474 (HKD 4,331)	188.14	0.005 = EUR 5	EUR100,000 (HKD 978,025)	9 Consecutive Quarterly Mths	Physical	Europe Futures EUR
Energies Futures												
 Guotai Junan Futures (HK) Limited												
Light Sweet Crude Oil (WTI)	USD	CME-NYMEX	CL	E : 06:00 - 05:00	USD 9,152 (HKD 71,840)	USD 5,200 (HKD 40,818)	6.98	0.01 = USD 10	1,000 barrels (HKD 501,432)	current years mths & Next 10 years and additional 2 mths	Physical	US Futures & Options
E-mini Light Sweet Crude Oil-Financial (WTI)	USD	CME-NYMEX	QM	E : 06:00 - 05:00	USD 4,576 (HKD 35,920)	USD 2,600 (HKD 20,409)	6.98	0.025 = USD 12.5	500 barrels (HKD 250,697)	Consecutive Mths within 6 yrs	Cash	US Mini Futures
NY Harbor ULSD	USD	CME-NYMEX	HO	E : 06:00 - 05:00	USD 10,560 (HKD 82,892)	USD 6,000 (HKD 47,098)	9.07	0.0001 = USD 4.2	42,000 gallons (HKD 751,447)	49 Consecutive Mths	Physical	US Futures & Options
E-mini NY Harbor ULSD- Financial	USD	CME-NYMEX	QH	E : 06:00 - 05:00	USD 5,280 (HKD 41,446)	USD 3,000 (HKD 23,549)	9.06	0.001 = USD 21	21,000 gallons (HKD 375,674)	12 Consecutive Mths	Cash	US Futures & Options
Natural Gas (Henry Hub)	USD	CME-NYMEX	NG	E : 06:00 - 05:00	USD 9,680 (HKD 75,984)	USD 5,500 (HKD 43,173)	3.09	0.001 = USD 10	10,000 mmBtu (HKD 234,703)	current years & Consecutive Mths within 12 yrs	Physical	US Mini Futures
E-mini Natural Gas (Henry Hub) - Financial	USD	CME-NYMEX	QG	E : 06:00 - 05:00	USD 2,421 (HKD 19,004)	USD 1,375 (HKD 10,793)	3.09	0.005 = USD 12.5	2,500 mmBtu (HKD 58,676)	Consecutive Mths within 6 yrs	Cash	US Futures & Options
RBOB Gasoline	USD	CME-NYMEX	RB	E : 06:00 - 05:00	USD 9,680 (HKD 75,984)	USD 5,500 (HKD 43,173)	9.05	0.0001 = USD 4.2	42,000 gallons (HKD 687,752)	36 Consecutive Mths	Physical	US Futures & Options
ICE Brent Crude	USD	ICE-EUROPE	BRN	E : 08:00 - 06:00	USD 8,204 (HKD 64,398)	USD 5,860 (HKD 45,999)	8.12	0.01 = USD 10	1,000 barrels (HKD 522,705)	96 Consecutive Mths	Cash/Physical	Europe Futures USD
ICE WTI Crude	USD	ICE-EUROPE	WBS	E : 08:00 - 06:00	USD 9,520 (HKD 74,728)	USD 6,800 (HKD 53,377)	6.71	0.01 = USD 10	1,000 barrels (HKD 501,432)	108 Consecutive Mths	Cash	Europe Futures USD
ICE LS Gasoil	USD	ICE-EUROPE	GAS	E : 08:00 - 06:00	USD 6,346 (HKD 49,814)	USD 4,533 (HKD 35,582)	10.64	0.25 = USD 25	100 metric ton (HKD 530,240)	96 Consecutive Mths	Physical	Europe Futures USD
Metals Futures												
 Guotai Junan Futures (HK) Limited												
COMEX Gold	USD	CME-NYMEX (COMEX)	GC	E : 06:00 - 05:00	USD 19,800 (HKD 155,422)	USD 15,000 (HKD 117,744)	17.63	0.1 = USD 10	100 t.oz (HKD 2,740,531)	3 Consecutive Mths; Even Mths within 23 Mths & Jun; Dec Quarterly Mths within 72 Mths	Physical	US Futures & Options
E-COMEX Gold	USD	CME-NYMEX (COMEX)	QQ	E : 06:00 - 05:00	USD 9,900 (HKD 77,711)	USD 7,500 (HKD 58,872)	17.63	0.1 = USD 5	50 t.oz (HKD 1,370,265)	Feb;Apr;Jun;Aug;Oct;Dec within 24 month period	Physical	US Mini Futures
COMEX Silver	USD	CME-NYMEX (COMEX)	SI	E : 06:00 - 05:00	USD 19,800 (HKD 155,422)	USD 15,000 (HKD 117,744)	9.73	0.005 = USD 25	5,000 t.oz (HKD 1,512,696)	3 Consecutive Mths & Jan;Mar;May;Jul;Sep;Dec within 23 Mths & Jul; Dec Quarterly Mths within 60 Mths	Physical	US Futures & Options
COMEX Silver	USD	CME-NYMEX (COMEX)	QI	E : 06:00 - 05:00	USD 9,900 (HKD 77,711)	USD 7,500 (HKD 58,872)	9.73	0.005 = USD 12.5	2,500 t.oz (HKD 756,348)	Feb;Apr;Jun;Aug;Oct;Dec within 24 month period	Physical	US Mini Futures
COMEX Copper	USD	CME-NYMEX (COMEX)	HG	E : 06:00 - 05:00	USD 16,940 (HKD 132,972)	USD 11,000 (HKD 86,346)	6.60	0.0005 = USD 12.5	25,000 lbs (HKD 877,487)	Front & Next 23 Consecutive Mths & (1,3,7,9,12) within 63 Mths	Physical	US Futures & Options
Palladium	USD	CME-NYMEX	PA	E : 06:00 - 05:00	USD 16,500 (HKD 129,518)	USD 12,500 (HKD 98,120)	6.93	0.05 = USD 5	100 t.oz (HKD 897,523)	3 Consecutive Mths & Quarterly Mths within 15 Mths	Physical	US Futures & Options
Platinum	USD	CME-NYMEX	PL	E : 06:00 - 05:00	USD 6,600 (HKD 51,807)	USD 5,000 (HKD 39,248)	10.15	0.1 = USD 5	50 t.oz (HKD 525,766)	3 Consecutive Mths & Jan; Apr; Jul; Oct within 15 Mths	Physical	US Futures & Options
LME Aluminium	USD	LME***	AHD	E : 08:00 - 02:00 O : 18:40 - 00:00	USD 5,460 (HKD 42,859)	USD 3,900 (HKD 30,613)	11.95	0.5 = USD 12.5 0.25 = USD 6.25	25 tonne (HKD 511,990)	3 Mths Prompt	Physical	LME
LME Copper	USD	LME***	CAD	E : 08:00 - 02:00 O : 18:40 - 00:00	USD 24,605 (HKD 193,139)	USD 17,575 (HKD 137,957)	9.92	0.5 = USD 12.5 0.25 = USD 6.25	25 tonne (HKD 1,915,695)	3 Mths Prompt	Physical	LME
LME Lead	USD	LME***	PBD	E : 08:00 - 02:00 O : 18:40 - 00:00	USD 5,040 (HKD 39,562)	USD 3,600 (HKD 28,259)	9.96	0.5 = USD 12.5 0.25 = USD 6.25	25 tonne (HKD 393,952)	3 Mths Prompt	Physical	LME
LME Nickel	USD	LME***	NID	E : 08:00 - 02:00 O : 18:40 - 00:00	USD 14,078 (HKD 110,507)	USD 10,056 (HKD 78,936)	6.46	5 = USD 30 1 = USD 6	6 tonne (HKD 713,811)	3 Mths Prompt	Physical	LME
LME Tin	USD	LME***	SND	E : 08:00 - 02:00 O : 18:40 - 00:00	USD 26,670 (HKD 209,349)	USD 19,050 (HKD 149,535)	6.30	5 = USD 25 1 = USD 5	5 tonne (HKD 1,319,675)	3 Mths Prompt	Physical	LME
LME Zinc	USD	LME***	ZSD	E : 08:00 - 02:00 O : 18:40 - 00:00	USD 7,840 (HKD 61,541)	USD 5,600 (HKD 43,958)	9.01	0.5 = USD 12.5 0.25 = USD 6.25	25 tonne (HKD 554,770)	3 Mths Prompt	Physical	LME
SGX TSI Iron Ore CFR China (62% Fe Fines)	USD	SGX	FEF	E : 07:25 - 20:00 (T+1) 20:15 - 05:15	USD 1,166 (HKD 9,153)	USD 1,060 (HKD 8,321)	8.76	0.01pt. = USD 1	100 metric t.oz (HKD 80,144)	48 Consecutive Mths	Cash	Asia Futures USD
HKEX USD Gold	USD	HKFE	GDU	E : 09:00 - 16:15 (T+1): 17:00 - 03:00	USD 8,229 (HKD 5,863)	USD 4,702 (HKD 4,690)	13.39	0.01=USD 10	1 kg (HKD 76,263)	Spot Month and the next eleven mths	Physical	HKFE USD
HKEX CNY Gold	CNY	HKFE	GDR	E : 09:00 - 16:15 (T+1): 17:00 - 03:00	CNY 58,801 (HKD 5,863)	CNY 33,600 (HKD 4,690)	13.46	0.05 = CNY 50	1 kg (HKD 76,263)	Spot Month and the next eleven mths	Physical	HKFE CNY

Contract	Curr.	Exchange	Codes	Trading Time	I. Margin	M.Margin	Gearing	Tick Size	Contract Value	Contract Mth.	Cash/Physical Delivery	Board Group
USD Mini LME Aluminium	USD	HKFE	LUA	E : 09:00 - 16:30 (T+1): 17:15 - 03:00	USD 1,026 (HKD 8,054)	USD 820 (HKD 6,437)	12.71	1 = USD 5	5 tonne (HKD 102,378)	Spot Month and the next eleven mths	Cash	HKFE USD
USD Mini LME Copper	USD	HKFE	LUC	E : 09:00 - 16:30 (T+1): 17:15 - 03:00	USD 3,098 (HKD 24,318)	USD 2,478 (HKD 19,451)	15.55	1 = USD 5	5 tonne (HKD 378,096)	Spot Month and the next eleven mths	Cash	HKFE USD
USD Mini LME Nickel	USD	HKFE	LUN	E : 09:00 - 16:30 (T+1): 17:15 - 03:00	USD 5,891 (HKD 46,242)	USD 4,712 (HKD 36,987)	2.54	1 = USD 1	1 tonne (HKD 117,249)	Spot Month and the next eleven mths	Cash	HKFE USD
USD Mini LME Lead	USD	HKFE	LUP	E : 09:00 - 16:30 (T+1): 17:15 - 03:00	USD 579 (HKD 4,545)	USD 463 (HKD 3,634)	17.12	1 = USD 5	5 tonne (HKD 77,790)	Spot Month and the next eleven mths	Cash	HKFE USD
USD Mini LME Tin	USD	HKFE	LUN	E : 09:00 - 16:30 (T+1): 17:15 - 03:00	USD 4,242 (HKD 33,298)	USD 3,393 (HKD 26,634)	7.94	1 = USD 1	1 tonne (HKD 264,382)	Spot Month and the next eleven mths	Cash	HKFE USD
USD Mini LME Zinc	USD	HKFE	LUZ	E : 09:00 - 16:30 (T+1): 17:15 - 03:00	USD 1,150 (HKD 9,027)	USD 920 (HKD 7,222)	12.23	1 = USD 5	5 tonne (HKD 110,424)	Spot Month and the next eleven mths	Cash	HKFE USD
CNY Mini LME Aluminium	CNY	HKFE	LRA	E : 09:00 - 16:30 (T+1): 17:15 - 03:00	CNY 6,849 (HKD 7,484)	CNY 5,479 (HKD 5,987)	13.68	0.5 = CNY 2.5	5 tonne (HKD 102,355)	Spot Month and the next eleven mths	Cash	HKFE CNY
CNY Mini LME Zinc	CNY	HKFE	LRZ	E : 09:00 - 16:30 (T+1): 17:15 - 03:00	CNY 8,139 (HKD 8,893)	CNY 6,511 (HKD 7,114)	12.42	0.5 = CNY 2.5	5 tonne (HKD 110,414)	Spot Month and the next eleven mths	Cash	HKFE CNY
CNY Mini LME Copper	CNY	HKFE	LRC	E : 09:00 - 16:30 (T+1): 17:15 - 03:00	CNY 21,319 (HKD 23,295)	CNY 17,055 (HKD 18,635)	32.45	0.5 = CNY 5	5 tonne (HKD 756,015)	Spot Month and the next eleven mths	Cash	HKFE CNY
Cryptocurrencies Futures												
 Guotai Junan Futures (HK) Limited												
Bitcoin	USD	CME	BTC	E : 06:00 - 05:00	USD 235,787 (HKD 1,850,834)	USD 153,108 (HKD 1,201,837)	2.50	5 = USD 25	5 bitcoin (HKD 4,617,920)	6 consecutive months, quarterly contracts 4 additional quarters and a second Dec	Cash	Bitcon
Micro Bitcoin	USD	CME	MBT	E : 06:00 - 05:00	USD 4,718 (HKD 37,034)	USD 3,063 (HKD 24,043)	2.49	5 = USD 0.5	0.1 bitcoin (HKD 92,358)	6 consecutive months, quarterly contracts 4 additional quarters and a second Dec	Cash	Micro Bitcoin
Ether	USD	CME	ETH	E : 06:00 - 05:00	CNY 102,910 (HKD 807,802)	CNY 66,824 (HKD 524,542)	2.00	0.5 = USD 25	50 Ether (HKD 1,616,036)	6 consecutive months, quarterly contracts 4 additional quarters and a second Dec	Cash	Ether
Micro Ether	USD	CME	METH	E : 06:00 - 05:00	CNY 207 (HKD 1,625)	CNY 134 (HKD 1,052)	1.99	0.5 = USD 0.05	0.1 Ether (HKD 3,232)	6 consecutive months, quarterly contracts 4 additional quarters and a second Dec	Cash	Micro Ether
* United States & Europe have day light saving time, relevant information will be updated accordingly.												
** Note: Physical delivery is not available by Guotai Junan Futures (HK) Ltd. Force Liquidation will be taken if deliverable contracts are not settled by clients 3 days before first notice day or last trading day (earlier day is applied).												
*** All capital involved in the LME market can only be withdrawn or applied to other markets after prompt day specified by LME though, it can be applied to the LME again.												
Name of Exchange		Exchange Code										
Bursa Malaysia Berhad		BM										
Chicago Mercantile Exchange		CME										
CME - Chicago Board of Trade		CME-CBT										
CME - New York Mercantile Exchange		CME-NYMEX										
CME-The Commodity Exchange		CME-COMEX										
European Exchange		EUREX										
Hong Kong Exchange		HKEX										
Intercontinental Exchange Europe		ICE-EUROPE										
Intercontinental Exchange U.S.		ICE-US										
London Metal Exchange		LME										
NYSE Liffe		NYSE-Liffe										
NYSE-Liffe US		NYSE-Liffe US										
Singapore Exchange		SGX										

Contract	Curr.	Exchange	Codes	Trading Time	I. Margin	M.Margin	Gearing	Tick Size	Contract Value	Contract Mth.	Cash/Physical Delivery	Board Group