








Contract	Curr.	Exchange	Codes	Trading Time	I. Margin	M.Margin	Gearing	Tick Size	Contract Value	Contract Mth.	Cash/Physical Delivery	Board Group
 Guotai Junan Futures (HK) Limited												
Hang Seng	HKD	HKFE	<a href="#">HSI</a>	E : 09:15 - 12:00; 13:00 - 16:30 (08:45 pre-open) (T+1) 17:15-03:00	HKD 109,991	HKD 87,992	9.41	1pt. = HKD 50	HKD50xIndex (HKD 1,034,800)	Front; Next & 2 Quarterly Mths & following 5 Decembers Mths	Cash	HKFE Index
Mini Hang Seng	HKD	HKFE	<a href="#">MHI</a>	E : 09:15 - 12:00; 13:30 - 16:30 (08:45 pre-open) (T+1) 17:15-03:00	HKD 21,998	HKD 17,598	9.41	1pt. = HKD 10	HKD10xIndex (HKD 206,960)	Front; Next & 2 Quarterly Mths	Cash	HKFE Mini Index
Hang Seng China Enterprises	HKD	HKFE	<a href="#">HHI</a>	E : 09:15 - 12:00; 13:30 - 16:30 (08:45 pre-open) (T+1) 17:15-03:00	HKD 50,207	HKD 40,165	7.63	1pt. = HKD 50	HKD50xIndex (HKD 76,630)	Front; Next & 2 Quarterly Mths & following 5 Decembers Mths	Cash	HKFE Index
Mini Hang Seng China Enterprises	HKD	HKFE	<a href="#">MCH</a>	E : 09:15 - 12:00; 13:30 - 16:30 (08:45 pre-open) (T+1) 17:15-03:00	HKD 10,041	HKD 8,032	7.63	1pt. = HKD 10	HKD10xIndex (HKD 76,630)	Front; Next & 2 Quarterly Mths	Cash	HKFE Mini Index
Hang Seng Tech Index	HKD	HKFE	<a href="#">HTI</a>	E : 09:15 - 12:00; 13:30 - 16:30 (08:45 pre-open) (T+1) 17:15-03:00	HKD 43,264	HKD 34,611	5.57	1pt. = HKD 50	HKD50xIndex (HKD 241,000)	Front; Next & 2 Quarterly Mths	Cash	HKFE Index
MSCI Taiwan Index	USD	HKFE	<a href="#">MTW</a>	E : 08:45 - 13:45 (08:30 pre-open) (T+1) 14:30-03:00	USD 6,716	USD 5,372	12.30	0.1點 = USD 10	USD 100xIndex (HKD 82,600)	Front; Next & 4 Quarterly Mths	Cash	HKFE USD
MSCI China A 50 Index	USD	HKFE	<a href="#">MCA</a>	E : 09:00 - 16:30 (08:45 pre-open) (T+1) 17:15-03:00	USD 4,801	USD 3,840	N/A	0.2點 = USD 5	USD 25xIndex (HKD 200,800)	Front; Next & 4 Quarterly Mths	Cash	HKFE USD
HSI Volatility Index	HKD	HKFE	<a href="#">VHS</a>	E : 09:15 - 12:00; 13:00 - 16:30	HKD 34,034	HKD 27,227	5.05	0.05點 = HKD 250	HKD5000xIndex (HKD 172,000)	Front & Next 2 Mths	Cash	HKFE Index
SGX Nikkei 225	JPY	SGX	<a href="#">NK</a>	E: 07:30 - 14:55 (07:15 pre-open) (T+1) 14:55 - 05:15	JPY 1,155,000 (HKD 62,037)	JPY 1,050,000 (HKD 56,397)	14.50	5pt. = JPY 2,500	JPY500xIndex (HKD 899,396)	6 nearest serial months & 32 nearest quarterly months	Cash	Asia Futures JPY
SGX Mini Nikkei 225	JPY	SGX	<a href="#">NS</a>	E : 07:30 - 14:55 (07:15 pre-open) (T+1) 15:10 - 05:15	JPY 231,000 (HKD 12,407)	JPY 210,000 (HKD 11,279)	14.50	1pt. = JPY 100	JPY100xIndex (HKD 179,879)	3 nearest serial months & 6 nearest quarterly months	Cash	Asia Mini Futures JPY
SGX FTSE Xinhua China A50	USD	SGX	<a href="#">CN</a>	E : 09:00 - 16:30 (08:45 pre-open) (T+1) 16:45 - 05:15	USD 1,045 (HKD 8,108)	USD 950 (HKD 7,371)	12.23	1pt. = USD 1	USD1xIndex (HKD 99,155)	Front; Next Mth & Quaterly Mths within 1 yr	Cash	Asia Futures USD
NSE IFSC Nifty 50	USD	SGX	<a href="#">GIN</a>	E : 09:00 - 18:10 (08:45 pre-open) (T+1) 19:05 - 05:15	USD 2,926 (HKD 22,702)	USD 1,900 (HKD 14,741)	15.89	0.5pt. = USD 1	USD2xIndex (HKD 360,728)	Front; Next Mth & 4 Quaterly Mths	Cash	Asia Futures USD
SGX MSCI Singapore	SGD	SGX	<a href="#">SG</a>	E : 08:30 - 17:20 (08:15 pre-open) (T+1) 17:50 - 05:15	SGD 1,980 (HKD 11,539)	SGD 1,800 (HKD 10,490)	18.00	0.05pt. = SGD 5	SGD 100xIndex (HKD 207,733)	2 Recent Non-Quarterly Mths & 4 Quarterly mths	Cash	Asia Futures SGD
Mini Dow Jones (\$5)	USD	CME-CBT	<a href="#">YM</a>	E : 07:00 - 06:00	USD 11,440 (HKD 88,758)	USD 10,400 (HKD 80,689)	17.39	1pt. = USD 5	USD5xIndex (HKD 1,543,845)	4 Quarterly Mths	Cash	US Mini Futures
Micro Mini Dow Jones	USD	CME-CBT	<a href="#">MYM</a>	E : 07:00 - 06:00	USD 1,144 (HKD 8,876)	USD 1,040 (HKD 8,069)	17.39	1pt. = USD 0.5	USD0.5xIndex (HKD 154,385)	4 Quarterly Mths	Cash	US Micro E-Mini Futures
Mini S&P 500	USD	CME	<a href="#">ES</a>	E : 07:00 - 06:00	USD 16,060 (HKD 124,603)	USD 14,600 (HKD 113,276)	16.51	0.25pt. = USD 12.5	USD50xIndex (HKD 2,056,805)	Quarterly contracts listed for 9 consecutive quarters and 3 additional December contract months	Cash	US Mini Futures
Micro Mini S&P 500	USD	CME	<a href="#">MES</a>	E : 07:00 - 06:00	USD 1,606 (HKD 12,460)	USD 1,460 (HKD 11,328)	16.51	0.25pt. = USD 1.25	USD5xIndex (HKD 205,680)	5 Quarterly Mths	Cash	US Micro E-Mini Futures
Mini Nasdaq 100	USD	CME	<a href="#">NQ</a>	E : 07:00 - 06:00	USD 24,420 (HKD 189,465)	USD 22,200 (HKD 172,241)	15.14	0.25pt. = USD 5	USD20xIndex (HKD 2,868,277)	5 Quarterly Mths & next 4 Dec	Cash	US Mini Futures
Micro Mini Nasdaq 100	USD	CME	<a href="#">MNQ</a>	E : 07:00 - 06:00	USD 2,442 (HKD 18,947)	USD 2,220 (HKD 17,224)	15.14	0.25pt. = USD 0.5	USD2xIndex (HKD 286,828)	5 Quarterly Mths	Cash	US Micro E-Mini Futures
Mini Russell 2000	USD	CME	<a href="#">RTY</a>	E : 07:00 - 06:00	USD 8,360 (HKD 64,862)	USD 7,600 (HKD 58,965)	11.03	0.1pt. = USD 5	USD20xIndex (HKD 715,576)	5 Quarterly Mths	Cash	US Mini Futures
Micro Mini Russell 2000	USD	CME	<a href="#">M2K</a>	E : 07:00 - 06:00	USD 836 (HKD 6,486)	USD 760 (HKD 5,897)	11.03	0.1pt. = USD 0.5	USD20xIndex (HKD 71,558)	5 Quarterly Mths	Cash	US Micro E-Mini Futures
Nikkei 225 USD	USD	CME	<a href="#">NKD</a>	E : 07:00 - 06:00	USD 14,300 (HKD 110,948)	USD 13,000 (HKD 100,862)	11.72	5pt. = USD 25	USD5xIndex (HKD 1,300,729)	Quarterly contracts (Mar, Jun, Sep, Dec) listed for 12 quarters, and 3 additional Dec contract months	Cash	US Futures & Options
DAX (DAX)	EUR	EUREX	<a href="#">DAX</a>	E : 08:15- 05:00	EUR 45,755 (HKD 397,488)	EUR 38,129 HKD 0	11.36	0.5點 = EUR 12.5	EUR25xIndex (HKD 4,513,706)	3 Quarterly Mths	Cash	Europe Futures EUR
Mini DAX (Mini DAX)	EUR	EUREX	<a href="#">FDXM</a>	E : 08:15- 05:00	EUR 9,150 (HKD 79,489)	EUR 7,625 HKD 0	11.36	1點 = EUR 5	EUR5xIndex (HKD 902,741)	3 Quarterly Mths	Cash	Europe Futures EUR
FTSE 100	GBP	NYSE-Liffe	<a href="#">Z</a>	E : 09:00 - 05:00	GBP 4,585 (HKD 46,128)	GBP 3,821 (HKD 38,441)	17.29	0.5pt. = GBP 5	GBP10xIndex (HKD 797,603)	4 Quarterly Mths	Cash	Europe Futures GBP
FTSE Bursa Malaysia KLCI	MYR	BM	<a href="#">FKLI</a>	E: 08:45 - 12:45; 14:30 - 17:15 (Mon-Thur T+1) 21:00 - 02:30	MYR 4,800 (HKD 8,339)	MYR 4,000 (HKD 6,949)	15.23	0.5pt. = MYR 25	MYR50xIndex (HKD 126,994)	Front; Next & 2 Quarterly Mths	Cash	Asia Futures MYR
 Guotai Junan Futures (HK) Limited												
HSBC Holdings Plc.	HKD	HKFE	<a href="#">HKB</a>	E : 09:30 - 12:00; 13:00 - 16:00	HKD 0	HKD 1,893	12.86	0.01pt. = HKD 4	HKD400xprice (HKD 30,440)	Front; Next 2 Mths & Next 2 Quarterly Mths	Cash	HKFE Stock Futures
China Mobile Limited	HKD	HKFE	<a href="#">CHT</a>	E : 09:30 - 12:00; 13:00 - 16:00	HKD 0	HKD 2,202	14.58	0.01pt. = HKD 5	HKD500xprice (HKD 40,150)	Front; Next 2 Mths & Next 2 Quarterly Mths	Cash	HKFE Stock Futures
China Construction Bank	HKD	HKFE	<a href="#">CCB</a>	E : 09:30 - 12:00; 13:00 - 16:00	HKD 468	HKD 374	13.21	0.01pt. = HKD 10	HKD1,000xprice (HKD 6,180)	Front; Next 2 Mths & Next 2 Quarterly Mths	Cash	HKFE Stock Futures
ICBC	HKD	HKFE	<a href="#">ICB</a>	E : 09:30 - 12:00; 13:00 - 16:00	HKD 381	HKD 304	13.39	0.01pt. = HKD 10	HKD1,000xprice (HKD 5,100)	Front; Next 2 Mths & Next 2 Quarterly Mths	Cash	HKFE Stock Futures
CNOOC Limited	HKD	HKFE	<a href="#">CNC</a>	E : 09:30 - 12:00; 13:00 - 16:00	HKD 1,211	HKD 968	13.38	0.01pt. = HKD 10	HKD1,000xprice (HKD 16,200)	Front; Next 2 Mths & Next 2 Quarterly Mths	Cash	HKFE Stock Futures

Contract	Curr.	Exchange	Codes	Trading Time	I. Margin	M.Margin	Gearing	Tick Size	Contract Value	Contract Mth.	Cash/Physical Delivery	Board Group
Huaneng Power International	HKD	HKFE	<a href="#">HNP</a>	E : 09:30 - 12:00; 13:00 - 16:00	HKD 605	HKD 484	14.51	0.01pt. = HKD 20	HKD2,000xprice (HKD 8,780)	Front; Next 2 Mths & Next 2 Quarterly Mths	Cash	HKFE Stock Futures
Ping An Insurance	HKD	HKFE	<a href="#">PAI</a>	E : 09:30 - 12:00; 13:00 - 16:00	HKD 2,566	HKD 2,052	8.16	0.01pt. = HKD 5	HKD500xprice (HKD 20,950)	Front; Next 2 Mths & Next 2 Quarterly Mths	Cash	HKFE Stock Futures
China Merchants Bank	HKD	HKFE	<a href="#">CMB</a>	E : 09:30 - 12:00; 13:00 - 16:00	HKD 1,782	HKD 1,425	11.70	0.01pt. = HKD 5	HKD500xprice (HKD 20,850)	Front; Next 2 Mths & Next 2 Quarterly Mths	Cash	HKFE Stock Futures
Bank of China	HKD	HKFE	<a href="#">BCL</a>	E : 09:30 - 12:00; 13:00 - 16:00	HKD 311	HKD 248	13.22	0.01pt. = HKD 10	HKD1,000xprice (HKD 4,110)	Front; Next 2 Mths & Next 2 Quarterly Mths	Cash	HKFE Stock Futures
China Petroleum & Chemical	HKD	HKFE	<a href="#">CPC</a>	E : 09:30 - 12:00; 13:00 - 16:00	HKD 551	HKD 440	1.39	0.01pt. = HKD 20	HKD2,000xprice (HKD 3,820)	Front; Next 2 Mths & Next 2 Quarterly Mths	Cash	HKFE Stock Futures
Hong Kong Exchanges & Clearing	HKD	HKFE	<a href="#">HEX</a>	E : 09:30 - 12:00; 13:00 - 16:00	HKD 3,737	HKD 2,989	8.22	0.01pt. = HKD 1	HKD100xprice (HKD 307,250)	Front; Next 2 Mths & Next 2 Quarterly Mths	Cash	HKFE Stock Futures
PetroChina	HKD	HKFE	<a href="#">PEC</a>	E : 09:30 - 12:00; 13:00 - 16:00	HKD 807	HKD 645	13.06	0.01pt. = HKD 20	HKD2,000xprice (HKD 5,270)	Front; Next 2 Mths & Next 2 Quarterly Mths	Cash	HKFE Stock Futures
China Communications Construction	HKD	HKFE	<a href="#">CCC</a>	E : 09:30 - 12:00; 13:00 - 16:00	HKD 333	HKD 266	14.74	0.01pt. = HKD 10	HKD1,000xprice (HKD 4,910)	Front; Next 2 Mths & Next 2 Quarterly Mths	Cash	HKFE Stock Futures
China Life Insurance	HKD	HKFE	<a href="#">CLI</a>	E : 09:30 - 12:00; 13:00 - 16:00	HKD 1,941	HKD 1,552	6.81	0.01pt. = HKD 10	HKD1,000xprice (HKD 13,220)	Front; Next 2 Mths & Next 2 Quarterly Mths	Cash	HKFE Stock Futures
Bank of Communications	HKD	HKFE	<a href="#">BCM</a>	E : 09:30 - 12:00; 13:00 - 16:00	HKD 473	HKD 378	13.66	0.01pt. = HKD 10	HKD1,000xprice (HKD 6,460)	Front; Next 2 Mths & Next 2 Quarterly Mths	Cash	HKFE Stock Futures
China Minsheng Banking Corporation	HKD	HKFE	<a href="#">MSB</a>	E : 09:30 - 12:00; 13:00 - 16:00	HKD 2,527	HKD 2,021	13.42	0.01pt. = HKD 100	HKD10,000xprice (HKD 3,390)	Front; Next 2 Mths & Next 2 Quarterly Mths	Cash	HKFE Stock Futures
Tencent Holdings Ltd.	HKD	HKFE	<a href="#">TCH</a>	E : 09:30 - 12:00; 13:00 - 16:00	HKD 5,985	HKD 4,788	7.45	0.01pt. = HKD 100	HKD100xprice (HKD 445,940)	Front; Next 2 Mths & Next 2 Quarterly Mths	Cash	HKFE Stock Futures
Xiaomi Corporation	HKD	HKFE	<a href="#">MIU</a>	E : 09:30 - 12:00; 13:00 - 16:00	HKD 7,660	HKD 6,128	0.56	0.01pt. = HKD 100	HKD100xprice (HKD 43,080)	Front; Next 2 Mths & Next 2 Quarterly Mths	Cash	HKFE Stock Futures
Meituan DianPing	HKD	HKFE	<a href="#">MET</a>	E : 09:30 - 12:00; 13:00 - 16:00	HKD 12,821	HKD 10,256	1.13	0.01pt. = HKD 100	HKD100xprice (HKD 145,190)	Front; Next 2 Mths & Next 2 Quarterly Mths	Cash	HKFE Stock Futures
Anhui Conch cement Co. Ltd.	HKD	HKFE	<a href="#">ACC</a>	E : 09:30 - 12:00; 13:00 - 16:00	HKD 1,064	HKD 851	2.12	0.01pt. = HKD 100	HKD100xprice (HKD 22,580)	Front; Next 2 Mths & Next 2 Quarterly Mths	Cash	HKFE Stock Futures
CSOP FTSE China A50 ETF	HKD	HKFE	<a href="#">CSA</a>	E : 09:30 - 12:00; 13:00 - 16:00	HKD 4,322	HKD 3,457	14.01	0.01pt. = HKD 50	HKD5,000xprice (HKD 12,110)	Front; Next 2 Mths & Next 2 Quarterly Mths	Cash	HKFE Stock Futures
iShares FTSE A50 China Index ETF	HKD	HKFE	<a href="#">A50</a>	E : 09:30 - 12:00; 13:00 - 16:00	HKD 4,615	HKD 3,692	14.08	0.01pt. = HKD 50	HKD5,000xprice (HKD 13,000)	Front; Next 2 Mths & Next 2 Quarterly Mths	Cash	HKFE Stock Futures
China AMC CSI 300 Index ETF	HKD	HKFE	<a href="#">AMC</a>	E : 09:30 - 12:00; 13:00 - 16:00	HKD 5,812	HKD 4,649	13.97	0.01pt. = HKD 20	HKD2,000xprice (HKD 40,600)	Front; Next 2 Mths & Next 2 Quarterly Mths	Cash	HKFE Stock Futures
<b>Agricultural Futures</b>												
					 Guotai Junan Futures (HK) Limited							
Corn	USD	CME-CBT	<a href="#">C</a>	E : 09:00 - 21:45; 22:30 - 03:20	USD 1,155 (HKD 8,961)	USD 1,050 (HKD 8,147)	20.91	0.0025 = USD 12.5	5,000 bushel (HKD 187,370)	Mar; May; Jul; Sep; Dec	Physical	US Futures & Options
Mini-sized Corn	USD	CME-CBT	<a href="#">YC</a>	E : 09:00 - 21:45; 22:30 - 03:20	USD 231 (HKD 1,792)	USD 210 (HKD 1,629)	20.91	0.00125 = USD 1.25	1,000 bushel (HKD 37,474)	Mar; May; Jul; Sep; Dec	Physical	US Mini Futures
Soybeans	USD	CME-CBT	<a href="#">S</a>	E : 09:00 - 21:45; 22:30 - 03:20	USD 2,200 (HKD 17,069)	USD 2,000 (HKD 15,517)	23.39	0.0025 = USD 12.5	5,000 bushel (HKD 399,180)	Jan; Mar; May; Jul; Aug; Sep; Nov	Physical	US Futures & Options
Mini-sized Soybean	USD	CME-CBT	<a href="#">YK</a>	E : 09:00 - 21:45; 22:30 - 03:20	USD 440 (HKD 3,414)	USD 400 (HKD 3,103)	23.39	0.00125 = USD 1.25	1,000 bushel (HKD 79,836)	Jan; Mar; May; Jul; Aug; Sep; Nov	Physical	US Mini Futures
Wheat	USD	CME-CBT	<a href="#">W</a>	E : 09:00 - 21:45; 22:30 - 03:20	USD 2,310 (HKD 17,922)	USD 1,750 (HKD 13,578)	11.65	0.0025 = USD 12.5	5,000 bushel (HKD 208,706)	Mar; May; Jul; Sep; Dec	Physical	US Futures & Options
Mini-sized Wheat	USD	CME-CBT	<a href="#">YW</a>	E : 09:00 - 21:45; 22:30 - 03:20	USD 462 (HKD 3,584)	USD 350 (HKD 2,716)	11.65	0.00125 = USD 1.25	1,000 bushel (HKD 41,741)	Mar; May; Jul; Sep; Dec	Physical	US Mini Futures
Soybean Meal	USD	CME-CBT	<a href="#">SM</a>	E : 09:00 - 21:45; 22:30 - 03:20	USD 2,640 (HKD 20,483)	USD 2,000 (HKD 15,517)	11.28	0.1 = USD 10	100 short ton (HKD 231,129)	Jan; Mar; May; Jul; Aug; Sep; Oct; Dec	Physical	US Futures & Options
Soybean Oil	USD	CME-CBT	<a href="#">BO</a>	E : 09:00 - 21:45; 22:30 - 03:20	USD 2,376 (HKD 18,434)	USD 1,800 (HKD 13,965)	11.70	0.0001 = USD 6	60,000 lbs (HKD 215,627)	Jan; Mar; May; Jul; Aug; Sep; Oct; Dec	Physical	US Futures & Options
Oats	USD	CME-CBT	<a href="#">O</a>	E : 09:00 - 21:45; 22:30 - 03:20	USD 1,210 (HKD 9,388)	USD 1,100 (HKD 8,534)	14.03	0.0025 = USD 12.5	5,000 bushel (HKD 131,702)	Mar; May; Jul; Sep; Dec	Physical	US Futures & Options
Rough Rice	USD	CME-CBT	<a href="#">RR</a>	E : 09:00 - 21:45; 22:30 - 03:20	USD 1,540 (HKD 11,948)	USD 1,400 (HKD 10,862)	17.20	0.005 = USD 10	2,000 cwt (HKD 205,525)	Jan; Mar; May; Jul; Sep; Nov	Physical	US Futures & Options
KCBT Wheat	USD	KCBT	<a href="#">KB</a>	E : 09:00 - 21:45; 22:30 - 03:20	USD 2,508 (HKD 19,459)	USD 1,900 (HKD 14,741)	11.12	0.0025 = USD 12.5	5,000 bushel (HKD 216,465)	Mar; May; Jul; Sep; Dec	Physical	US Futures & Options
Cocoa	USD	ICE US	<a href="#">CC</a>	E : 17:45 - 02:30(08:00 pre-open)	USD 13,584 (HKD 105,393)	USD 11,320 (HKD 87,827)	5.94	1 = USD 10	10 metric ton (HKD 626,429)	Mar; May; Jul; Sep; Dec	Physical	US Futures & Options
Coffee	USD	ICE US	<a href="#">KC</a>	E : 17:45 - 02:30 (08:00 pre-open)	USD 12,492 (HKD 96,920)	USD 10,410 (HKD 80,767)	10.25	0.0005 = USD 18.75	37,500 lbs (HKD 993,877)	Mar; May; Jul; Sep; Dec	Physical	US Futures & Options
Cotton	USD	ICE US	<a href="#">CT</a>	E : 10:00 - 03:20 (07:30 pre-open)	USD 1,836 (HKD 14,245)	USD 1,530 (HKD 11,871)	18.10	0.0001 = USD 5	50,000 lbs (HKD 257,857)	Mar; May; Jul; Oct; Dec	Physical	US Futures & Options



Contract	Curr.	Exchange	Codes	Trading Time	I. Margin	M.Margin	Gearing	Tick Size	Contract Value	Contract Mth.	Cash/Physical Delivery	Board Group
FCOJ-A	USD	ICE US	<a href="#">OJ</a>	E : 21:00 - 03:00 (08:00 pre-open)	USD 5,119 (HKD 39,716)	USD 4,266 (HKD 33,098)	7.74	0.0005 = USD 7.5	15,000 lbs (HKD 307,532)	Jan; Mar; May; Jul; Sep; Nov	Physical	US Futures & Options
Sugar No.11	USD	ICE US	<a href="#">SB</a>	E : 16:30 - 02:00 (08:00 pre-open)	USD 1,438 (HKD 11,157)	USD 1,198 (HKD 9,295)	14.11	0.0001 = USD 11.2	112,000 lbs (HKD 157,456)	Mar; May; Jul; Oct	Physical	US Futures & Options
Lean Hogs	USD	CME	<a href="#">LH</a>	E : 22:30 - 03:05	USD 1,870 (HKD 14,509)	USD 1,700 (HKD 13,190)	18.50	0.00025 = USD 10	40,000 lbs (HKD 268,448)	Feb; Apr; May; Jun; Jul; Aug; Oct; Dec	Cash	US Futures & Options
Live Cattle	USD	CME	<a href="#">LC</a>	E : 22:30 - 03:05	USD 2,750 (HKD 21,336)	USD 2,500 (HKD 19,397)	29.21	0.00025 = USD 10	40,000 lbs (HKD 623,326)	Feb; Apr; Jun; Aug; Oct; Dec	Physical	US Futures & Options
Feeder Cattle	USD	CME	<a href="#">FC</a>	E : 22:30 - 03:05	USD 4,538 (HKD 35,209)	USD 4,125 (HKD 32,004)	31.16	0.00025 = USD 12.5	50,000 lbs (HKD 1,096,969)	Jan; Mar; Apr; May; Aug; Sep; Oct; Nov	Cash	US Futures & Options
Crude Palm Oil	MYR	BM	<a href="#">FCPO</a>	10:30 - 12:30; 14:30 - 18:00 (Mon-Thur T+1) 21:00 - 23:30	MYR 10,200 (HKD 17,720)	MYR 8,500 (HKD 14,767)	10.89	1 = MYR 25	25 metric ton (HKD 193,010)	Spot month and the next 11 succeeding months, alternate months up to 36 months ahead	Physical	Asia Futures MYR
SGX SICOM Technically Specified Rubber 20	USD	SGX	<a href="#">TF</a>	E : 07:55 - 18:00	USD 792 (HKD 6,145)	USD 720 (HKD 5,586)	10.49	0.1 = USD 5	5 metric ton (HKD 64,474)	Nearest 12 Mths	Physical	Asia Futures USD
NYSE Liffe Cocoa	GBP	NYSE-Liffe	<a href="#">C</a>	E: 17:30 - 00:55	GBP 15,180 (HKD 152,720)	GBP 12,650 (HKD 127,266)	3.95	1 = GBP 10	10 tonnes (HKD 602,528)	Nearest 10 Contract Mths of Mar; May; Jul ; Sep & Dec	Physical	Europe Futures GBP
NYSE Liffe Robusta Coffee	USD	NYSE-Liffe	<a href="#">RC</a>	E : 17:00 - 01:30	USD 8,172 (HKD 63,403)	USD 6,810 (HKD 52,836)	6.04	1 = USD 10	10 tonnes (HKD 383,042)	Nearest 10 Contract Mths of Jan; Mar; May ; Jul; Sep & Dec	Physical	Europe Futures USD
NYSE Liffe White Sugar No. 407	USD	NYSE-Liffe	<a href="#">W</a>	E : 16:45 - 02:00	USD 2,353 (HKD 18,256)	USD 1,961 (HKD 15,215)	11.13	0.1 = USD 5	50 tonnes (HKD 203,237)	Nearest 8 Contract Mths of Mar; May; Aug; Sep; Dec	Physical	Europe Futures USD
<b>Currencies Futures</b>												
 Guotai Junan Futures (HK) Limited												
AUD/USD	USD	CME	<a href="#">AD</a>	E : 07:00 - 06:00	USD 1,782 (HKD 13,826)	USD 1,350 (HKD 10,474)	35.00	0.00005 = USD 5	AUD 100,000 (HKD 483,904)	3 Consecutive Mths & 20 mths in the March Quarterly	Physical	US Futures & Options
GBP/USD	USD	CME	<a href="#">BP</a>	E : 07:00 - 06:00	USD 3,080 (HKD 23,896)	USD 1,750 (HKD 13,578)	26.34	0.0001 = USD 6.25	GBP 62,500 (HKD 629,513)	3 Consecutive Mths & 20 mths in the March Quarterly	Physical	US Futures & Options
CAD/USD	USD	CME	<a href="#">CD</a>	E : 07:00 - 06:00	USD 1,782 (HKD 13,826)	USD 1,350 (HKD 10,474)	40.26	0.00005 = USD 5	CAD 100,000 (HKD 556,680)	3 Consecutive Mths & 220 mths in the March Quarterly	Physical	US Futures & Options
EUR/USD	USD	CME	<a href="#">EC</a>	E : 07:00 - 06:00	USD 5,104 (HKD 39,600)	USD 2,100 (HKD 16,293)	27.58	0.00005 = USD 6.25	EUR 125,000 (HKD 1,091,974)	3 Consecutive Mths & 20 mths in the March Quarterly	Physical	US Futures & Options
E-mini EUR/USD	USD	CME	<a href="#">EZ</a>	E : 07:00 - 06:00	USD 2,552 (HKD 19,800)	USD 1,450 (HKD 11,250)	27.58	0.0001 = USD 6.25	EUR 62,500 (HKD 546,011)	2 Consecutive Quarterly Mths	Physical	US Mini Futures
JPY/USD	USD	CME	<a href="#">JY</a>	E : 07:00 - 06:00	USD 5,808 (HKD 45,062)	USD 3,300 (HKD 25,603)	15.00	0.0000005 = USD 6.25	JPY 12.5M (HKD 675,774)	3 Consecutive Mths & 20 mths in the March Quarterly	Physical	US Futures & Options
E-mini JPY/USD	USD	CME	<a href="#">JZ</a>	E : 07:00 - 06:00	USD 2,904 (HKD 22,531)	USD 1,650 (HKD 12,802)	15.00	0.000001 = USD 6.25	JPY 6.25M (HKD 337,887)	2 Consecutive Quarterly Mths	Physical	US Mini Futures
EUR/JPY	JPY	CME	<a href="#">RY</a>	E : 07:00 - 06:00	JPY 968,000 (HKD 51,993)	JPY 550,000 (HKD 29,541)	20.87	0.01 = JPY 1,250	EUR 125,000 (HKD 1,084,902)	6 Consecutive Quarterly Mths	Physical	US Futures & Options
NZD/USD	USD	CME	<a href="#">NE</a>	E : 07:00 - 06:00	USD 1,716 (HKD 13,314)	USD 1,300 (HKD 10,086)	33.59	0.00005 = USD 5	NZD 100,000 (HKD 447,167)	6 Consecutive Quarterly Mths	Physical	US Futures & Options
CHF/USD	USD	CME	<a href="#">SF</a>	E : 07:00 - 06:00	USD 5,016 (HKD 38,917)	USD 3,800 (HKD 29,483)	30.47	0.0001 = USD 12.5	CHF 125,000 (HKD 1,185,902)	20 Consecutive Quarterly Mths	Physical	US Futures & Options
RMB/USD	USD	CME	<a href="#">RMB</a>	E : 07:00 - 06:00	USD 7,260 (HKD 56,327)	USD 4,620 (HKD 35,845)	19.09	0.00001 = USD 10	RMB 1,000,000 (HKD 1,075,342)	13 Consecutive Mths & Next 8 Quarterly Mths	Cash	US Futures & Options
USD/RMB	CNY	HKFE	<a href="#">CUS</a>	E : 08:30 - 18:30; 19:15 - 03:00	CNY 20,164 (HKD 21,390)	CNY 11,522 (HKD 12,222)	36.39	0.0001 = CNY 10	USD 100,000 (HKD 778,353)	Front; Next 3 Mths & Next 6 Quaterly Mths	Physical	HKFE CNY
CNY/USD	USD	SGX	<a href="#">CY</a>	E : 07:25 - 17:55 ; 18:15 - 05:15	USD 1,760 (HKD 13,655)	USD 800 (HKD 6,207)	38.52	0.0001 = USD 5	CNY 500,000 (HKD 526,033)	13 monthly followed by the next 8 quarterly months	Cash	Asia Futures USD
USD/CNH	CNY	SGX	<a href="#">UC</a>	E : 07:00 - 17:55 ; 18:15 - 05:15	CNY 11,000 (HKD 11,669)	CNY 5,000 (HKD 5,304)	66.83	0.0001 = CNY 10	USD 100,000 (HKD 779,849)	13 monthly followed by the next 8 quarterly months	Cash	Asia Futures CNY
USD/SDG	SGD	SGX	<a href="#">US</a>	E : 07:00 - 19:30 ; 19:50 - 05:15	SGD 1,210 (HKD 7,052)	SGD 550 (HKD 3,205)	27.60	0.0001 = SGD 2.5	USD 25,000 (HKD 194,650)	12 Consecutive Mths	Cash	Asia Futures SGD
MXN/USD	USD	CME	<a href="#">MP</a>	E : 07:00 - 06:00	USD 1,848 (HKD 14,338)	USD 1,400 (HKD 10,862)	13.24	0.000001 = USD 10	MXP 500,000 (HKD 189,853)	13 Consecutive Mths & Next 2 Quarterly Mths	Physical	US Futures & Options
US Dollar Index	USD	ICE-US	<a href="#">DX</a>	E : 09:00 - 06:00 (08:30 pre-open) Open 08:00 on Monday (06:30 pre-open)	USD 2,363 (HKD 18,334)	USD 1,688 (HKD 13,097)	42.58	0.005 = USD 5	USD1,000 x Index (HKD 780,593)	4 Quarterly Mths	Physical	US Futures & Options
<b>Interest Rate Futures</b>												
 Guotai Junan Futures (HK) Limited												
30-Year U.S. Treasury Bond	USD	CME-CBT	<a href="#">US</a>	E : 07:00 - 06:00	USD 4,884 (HKD 37,893)	USD 3,700 (HKD 28,707)	23.32	1/32 = USD 31.25	USD100,000 (HKD 883,511)	3 Quarterly Mths	Physical	US Futures & Options
10-Year U.S. Treasury Note	USD	CME-CBT	<a href="#">TY</a>	E : 07:00 - 06:00	USD 2,476 (HKD 19,210)	USD 1,875 (HKD 14,547)	44.67	0.5/32 = USD 15.625	USD100,000 (HKD 858,053)	5 Quarterly Mths	Physical	US Futures & Options
5-Year U.S. Treasury Note	USD	CME-CBT	<a href="#">FV</a>	E : 07:00 - 06:00	USD 1,925 (HKD 14,935)	USD 1,250 (HKD 9,698)	56.08	0.25/32 = USD 7.8125	USD100,000 (HKD 837,565)	5 Quarterly Mths	Physical	US Futures & Options
2-Year U.S. Treasury Note	USD	CME-CBT	<a href="#">TU</a>	E : 07:00 - 06:00	USD 2,112 (HKD 16,386)	USD 1,200 (HKD 9,310)	98.20	0.25/32 = USD 15.625	USD200,000 (HKD 1,609,061)	5 Quarterly Mths	Physical	US Futures & Options

Contract	Curr.	Exchange	Codes	Trading Time	I. Margin	M.Margin	Gearing	Tick Size	Contract Value	Contract Mth.	Cash/Physical Delivery	Board Group
Three Month Eurodollar (Eurodollar)	USD	CME	<a href="#">GE</a>	E : 07:00 - 06:00	USD 2,157 (HKD 16,735)	USD 1,225 (HKD 9,504)	6.39	0.005= USD 12.5	USD1,000,000 (HKD 106,952)	Nearest 40 Months in the March Quarterly cycle & nearest 4 serial Months	Cash	US Futures & Options
30 Day Federal Fund	USD	CME	<a href="#">ZQ</a>	E : 07:00 - 06:00	USD 1,595 (HKD 12,375)	USD 1,450 (HKD 11,250)	250.43	0.005= USD 20.835	USD5,000,000 (HKD 3,099,097)	First 36 Calendar Months	Cash	US Futures & Options
Euro-Bund	EUR	EUREX	<a href="#">FGBL</a>	E : 08:15 - 05:00	EUR 2,269 (HKD 19,711)	EUR 1,891 (HKD 16,428)	57.45	0.01 = EUR 10	EUR100,000 (HKD 1,132,477)	9 Consecutive Quarterly Mths	Physical	Europe Futures EUR
Euro-Bobl	EUR	EUREX	<a href="#">FGBM</a>	E : 08:15 - 05:00	EUR 2,988 (HKD 25,958)	EUR 2,490 (HKD 21,631)	39.77	0.01 = EUR 10	EUR100,000 (HKD 1,032,399)	9 Consecutive Quarterly Mths	Physical	Europe Futures EUR
Euro-Schatz	EUR	EUREX	<a href="#">FGBS</a>	E : 08:15 - 05:00	EUR 556 (HKD 4,830)	EUR 463 (HKD 4,022)	193.09	0.005 = EUR 5	EUR100,000 (HKD 932,669)	9 Consecutive Quarterly Mths	Physical	Europe Futures EUR
Three Month Euro (EURIBOR)	EUR	NYSE-Liffe	<a href="#">I</a>	E : 09:00 - 05:00	EUR 979 (HKD 8,505)	EUR 816 (HKD 7,089)	249.86	0.005pt. = EUR 12.5	EUR 1,000,000 (HKD 2,125,023)	6 Consecutive Mths & Next 22 Quarterly Mths	Cash	Europe Futures EUR
<b>Energies Futures</b>												
 Guotai Junan Futures (HK) Limited												
Light Sweet Crude Oil (WTI)	USD	CME-NYMEX	<a href="#">CL</a>	E : 07:00 - 06:00	USD 9,152 (HKD 71,007)	USD 5,200 (HKD 40,345)	6.56	0.01 = USD 10	1,000 barrels (HKD 466,059)	current years mths & Next 10 years and additional 2 mths	Physical	US Futures & Options
E-mini Light Sweet Crude Oil-Financial (WTI)	USD	CME-NYMEX	<a href="#">QM</a>	E : 07:00 - 06:00	USD 4,576 (HKD 35,503)	USD 2,600 (HKD 20,172)	6.56	0.025 = USD 12.5	500 barrels (HKD 233,049)	Consecutive Mths within 6 yrs	Cash	US Mini Futures
NY Harbor ULSD	USD	CME-NYMEX	<a href="#">HO</a>	E : 07:00 - 06:00	USD 10,560 (HKD 81,931)	USD 6,000 (HKD 46,552)	8.14	0.0001 = USD 4.2	42,000 gallons (HKD 666,842)	49 Consecutive Mths	Physical	US Futures & Options
E-mini NY Harbor ULSD- Financial	USD	CME-NYMEX	<a href="#">QH</a>	E : 07:00 - 06:00	USD 5,280 (HKD 40,965)	USD 3,000 (HKD 23,276)	8.14	0.001 = USD 21	21,000 gallons (HKD 333,356)	12Consecutive Mths	Cash	US Futures & Options
Natural Gas (Henry Hub)	USD	CME-NYMEX	<a href="#">NG</a>	E : 07:00 - 06:00	USD 9,680 (HKD 75,103)	USD 5,500 (HKD 42,672)	3.67	0.001 = USD 10	10,000 mmBtu (HKD 275,973)	current years & Consecutive Mths within 12 yrs	Physical	US Mini Futures
E-mini Natural Gas (Henry Hub) - Financial	USD	CME-NYMEX	<a href="#">QG</a>	E : 07:00 - 06:00	USD 2,421 (HKD 18,784)	USD 1,375 (HKD 10,668)	3.67	0.005 = USD 12.5	2,500 mmBtu (HKD 68,955)	Consecutive Mths within 6 yrs	Cash	US Futures & Options
RBOB Gasoline	USD	CME-NYMEX	<a href="#">RB</a>	E : 07:00 - 06:00	USD 9,680 (HKD 75,103)	USD 7,000 (HKD 54,310)	8.51	0.0001 = USD 4.2	42,000 gallons (HKD 639,112)	36 Consecutive Mths	Physical	US Futures & Options
ICE Brent Crude	USD	ICE-EUROPE	<a href="#">BRN</a>	E : 09:00 - 07:00	USD 6,594 (HKD 51,160)	USD 4,710 (HKD 36,543)	9.60	0.01 = USD 10	1,000 barrels (HKD 491,352)	96 Consecutive Mths	Cash/Physical	Europe Futures USD
ICE WTI Crude	USD	ICE-EUROPE	<a href="#">WBS</a>	E : 09:00 - 07:00	USD 8,624 (HKD 66,910)	USD 6,160 (HKD 47,793)	6.97	0.01 = USD 10	1,000 barrels (HKD 466,059)	108 Consecutive Mths	Cash	Europe Futures USD
ICE LS Gasoil	USD	ICE-EUROPE	<a href="#">GAS</a>	E : 09:00 - 07:00	USD 5,978 (HKD 46,381)	USD 4,270 (HKD 33,129)	10.01	0.25 = USD 25	100 metric ton (HKD 464,158)	96 Consecutive Mths	Physical	Europe Futures USD
<b>Metals Futures</b>												
 Guotai Junan Futures (HK) Limited												
COMEX Gold	USD	CME-NYMEX (COMEX)	<a href="#">GC</a>	E : 07:00 - 06:00	USD 19,800 (HKD 153,620)	USD 15,000 (HKD 116,379)	16.05	0.1 = USD 10	100 t.oz (HKD 2,465,295)	3 Consecutive Mths; Even Mths within 23 Mths & Jun; Dec Quarterly Mths within 72 Mths	Physical	US Futures & Options
E-COMEX Gold	USD	CME-NYMEX (COMEX)	<a href="#">QO</a>	E : 07:00 - 06:00	USD 9,900 (HKD 76,810)	USD 7,500 (HKD 58,190)	16.05	0.1 = USD 5	50 t.oz (HKD 1,232,648)	Feb;Apr;Jun;Aug;Oct;Dec within 24 month period	Physical	US Mini Futures
COMEX Silver	USD	CME-NYMEX (COMEX)	<a href="#">SI</a>	E : 07:00 - 06:00	USD 19,800 (HKD 153,620)	USD 15,000 (HKD 116,379)	7.77	0.005 = USD 25	5,000 t.oz (HKD 1,193,234)	3 Consecutive Mths & Jan;Mar;May;Jul;Sep;Dec within 23 Mths & Jul; Dec Quarterly Mths within 60 Mths	Physical	US Futures & Options
COMEX Silver	USD	CME-NYMEX (COMEX)	<a href="#">QI</a>	E : 07:00 - 06:00	USD 9,900 (HKD 76,810)	USD 7,500 (HKD 58,190)	7.77	0.005 = USD 12.5	2,500 t.oz (HKD 596,617)	Feb;Apr;Jun;Aug;Oct;Dec within 24 month period	Physical	US Mini Futures
COMEX Copper	USD	CME-NYMEX (COMEX)	<a href="#">HG</a>	E : 07:00 - 06:00	USD 11,550 (HKD 89,612)	USD 7,500 (HKD 58,190)	9.39	0.0005 = USD 12.5	25,000 lbs (HKD 841,129)	Front & Next 23 Consecutive Mths & (1,3,7,9,12) within 63 Mths	Physical	US Futures & Options
Palladium	USD	CME-NYMEX	<a href="#">PA</a>	E : 07:00 - 06:00	USD 16,500 (HKD 128,017)	USD 12,500 (HKD 96,983)	5.45	0.05 = USD 5	100 t.oz (HKD 698,196)	3 Consecutive Mths & Quarterly Mths within 15 Mths	Physical	US Futures & Options
Platinum	USD	CME-NYMEX	<a href="#">PL</a>	E : 07:00 - 06:00	USD 3,300 (HKD 25,603)	USD 2,500 (HKD 19,397)	14.14	0.1 = USD 5	50 t.oz (HKD 362,055)	3 Consecutive Mths & Jan; Apr; Jul; Oct within 15 Mths	Physical	US Futures & Options
LME Aluminium	USD	LME***	<a href="#">AHD</a>	E : 09:00 - 03:00 O : 19:40 - 01:00	USD 5,845 (HKD 45,349)	USD 4,175 (HKD 32,392)	10.14	0.5 = USD 12.5 0.25 = USD 6.25	25 tonne (HKD 459,697)	3 Mths Prompt	Physical	LME
LME Copper	USD	LME***	<a href="#">CAD</a>	E : 09:00 - 03:00 O : 19:40 - 01:00	USD 21,245 (HKD 164,831)	USD 15,175 (HKD 117,737)	10.58	0.5 = USD 12.5 0.25 = USD 6.25	25 tonne (HKD 1,743,357)	3 Mths Prompt	Physical	LME
LME Lead	USD	LME***	<a href="#">PBD</a>	E : 09:00 - 03:00 O : 19:40 - 01:00	USD 5,215 (HKD 40,461)	USD 3,725 (HKD 28,901)	9.07	0.5 = USD 12.5 0.25 = USD 6.25	25 tonne (HKD 366,982)	3 Mths Prompt	Physical	LME
LME Nickel	USD	LME***	<a href="#">NID</a>	E : 09:00 - 03:00 O : 19:40 - 01:00	USD 15,515 (HKD 120,375)	USD 11,082 (HKD 85,981)	5.72	5 = USD 30 1 = USD 6	6 tonne (HKD 688,871)	3 Mths Prompt	Physical	LME
LME Tin	USD	LME***	<a href="#">SND</a>	E : 09:00 - 03:00 O : 19:40 - 01:00	USD 26,740 (HKD 207,465)	USD 19,100 (HKD 148,189)	5.73	5 = USD 25 1 = USD 5	5 tonne (HKD 1,189,316)	3 Mths Prompt	Physical	LME
LME Zinc	USD	LME***	<a href="#">ZSD</a>	E : 09:00 - 03:00 O : 19:40 - 01:00	USD 8,505 (HKD 65,987)	USD 6,075 (HKD 47,133)	7.76	0.5 = USD 12.5 0.25 = USD 6.25	25 tonne (HKD 512,262)	3 Mths Prompt	Physical	LME
SGX TSI Iron Ore CFR China (62% Fe Fines)	USD	SGX	<a href="#">FEF</a>	E : 07:25 - 20:00 (T+1) 20:15 - 05:15	USD 1,122 (HKD 8,705)	USD 1,020 (HKD 7,914)	8.82	0.01pt. = USD 1	100 metric t.oz (HKD 76,795)	48 Consecutive Mths	Cash	Asia Futures USD
HKEX USD Gold	USD	HKFE	<a href="#">GDU</a>	E : 09:00 - 16:15 (T+1): 17:00 - 03:00	USD 5,846 (HKD 5,863)	USD 3,340 (HKD 4,690)	17.27	0.01=USD 10	1 kg (HKD 76,263)	Spot Month and the next eleven mths	Physical	HKFE USD

Contract	Curr.	Exchange	Codes	Trading Time	I. Margin	M.Margin	Gearing	Tick Size	Contract Value	Contract Mth.	Cash/Physical Delivery	Board Group
HKEX CNY Gold	CNY	HKFE	<a href="#">GDR</a>	E : 09:00 - 16:15 (T+1): 17:00 - 03:00	CNY 42,378 (HKD 5,863)	CNY 24,216 (HKD 4,690)	17.49	0.05 = CNY 50	1 kg (HKD 76,263)	Spot Month and the next eleven mths	Physical	HKFE CNY
USD Mini LME Aluminium	USD	HKFE	<a href="#">LUA</a>	E : 09:00 - 16:30 (T+1): 17:15 - 03:00	USD 1,001 (HKD 7,766)	USD 800 (HKD 6,207)	11.38	1 = USD 5	5 tonne (HKD 88,390)	Spot Month and the next eleven mths	Cash	HKFE USD
USD Mini LME Copper	USD	HKFE	<a href="#">LUC</a>	E : 09:00 - 16:30 (T+1): 17:15 - 03:00	USD 3,152 (HKD 24,455)	USD 2,521 (HKD 19,559)	13.61	1 = USD 5	5 tonne (HKD 332,747)	Spot Month and the next eleven mths	Cash	HKFE USD
USD Mini LME Nickel	USD	HKFE	<a href="#">LUN</a>	E : 09:00 - 16:30 (T+1): 17:15 - 03:00	USD 5,878 (HKD 45,605)	USD 4,702 (HKD 36,481)	2.36	1 = USD 1	1 tonne (HKD 107,736)	Spot Month and the next eleven mths	Cash	HKFE USD
USD Mini LME Lead	USD	HKFE	<a href="#">LUP</a>	E : 09:00 - 16:30 (T+1): 17:15 - 03:00	USD 587 (HKD 4,554)	USD 469 (HKD 3,639)	15.48	1 = USD 5	5 tonne (HKD 70,487)	Spot Month and the next eleven mths	Cash	HKFE USD
USD Mini LME Tin	USD	HKFE	<a href="#">LUN</a>	E : 09:00 - 16:30 (T+1): 17:15 - 03:00	USD 4,455 (HKD 34,565)	USD 3,564 (HKD 27,652)	6.67	1 = USD 1	1 tonne (HKD 230,617)	Spot Month and the next eleven mths	Cash	HKFE USD
USD Mini LME Zinc	USD	HKFE	<a href="#">LUZ</a>	E : 09:00 - 16:30 (T+1): 17:15 - 03:00	USD 1,280 (HKD 9,931)	USD 1,024 (HKD 7,945)	9.96	1 = USD 5	5 tonne (HKD 98,883)	Spot Month and the next eleven mths	Cash	HKFE USD
CNY Mini LME Aluminium	CNY	HKFE	<a href="#">LRA</a>	E : 09:00 - 16:30 (T+1): 17:15 - 03:00	CNY 6,769 (HKD 7,180)	CNY 5,415 (HKD 5,744)	12.36	0.5 = CNY 2.5	5 tonne (HKD 88,735)	Spot Month and the next eleven mths	Cash	HKFE CNY
CNY Mini LME Zinc	CNY	HKFE	<a href="#">LRZ</a>	E : 09:00 - 16:30 (T+1): 17:15 - 03:00	CNY 9,150 (HKD 9,706)	CNY 7,320 (HKD 7,765)	10.23	0.5 = CNY 2.5	5 tonne (HKD 99,290)	Spot Month and the next eleven mths	Cash	HKFE CNY
CNY Mini LME Copper	CNY	HKFE	<a href="#">LRC</a>	E : 09:00 - 16:30 (T+1): 17:15 - 03:00	CNY 21,838 (HKD 23,165)	CNY 17,470 (HKD 18,532)	28.84	0.5 = CNY 5	5 tonne (HKD 668,190)	Spot Month and the next eleven mths	Cash	HKFE CNY

\* United States & Europe have day light saving time, relevant information will be updated accordingly.

\*\* Note: Physical delivery is **not** available by Guatai Junan Futures (HK) Ltd. Force Liquidation will be taken if deliverable contracts are not settled by clients 3 days before first notice day or last trading day (earlier day is applied).

\*\*\* All capital involved in the LME market can only be withdrawn or applied to other markets after prompt day specified by LME though, it can be applied to the LME again.

<u>Name of Exchange</u>	<u>Exchange Code</u>
Bursa Malaysia Berhad	BM
Chicago Mercantile Exchange	CME
CME - Chicago Board of Trade	CME-CBT
CME - New York Mercantile Exchange	CME-NYMEX
CME-The Commodity Exchange	CME-COMEX
European Exchange	EUREX
Hong Kong Exchange	HKEX
Intercontinental Exchange Europe	ICE-EUROPE
Intercontinental Exchange U.S.	ICE-US
London Metal Exchange	LME
NYSE Liffe	NYSE-Liffe
NYSE-Liffe US	NYSE-Liffe US
Singapore Exchange	SGX