








Contract	Curr.	Exchange	Codes	Trading Time	I. Margin	M.Margin	Gearing	Tick Size	Contract Value	Contract Mth.	Cash/Physical Delivery	Board Group
 Guotai Junan Futures (HK) Limited												
Hang Seng	HKD	HKFE	<a href="#">HSI</a>	E : 09:15 - 12:00; 13:00 - 16:30 (08:45 pre-open) (T+1) 17:15-03:00	HKD 72,884	HKD 58,307	11.49	1pt. = HKD 50	HKD50xIndex (HKD 837,300)	Front; Next & 2 Quarterly Mths & following 5 Decembers Mths	Cash	HKFE Index
Mini Hang Seng	HKD	HKFE	<a href="#">MHI</a>	E : 09:15 - 12:00; 13:30 - 16:30 (08:45 pre-open) (T+1) 17:15-03:00	HKD 14,576	HKD 11,660	11.49	1pt. = HKD 10	HKD10xIndex (HKD 167,460)	Front; Next & 2 Quarterly Mths	Cash	HKFE Mini Index
Hang Seng China Enterprises	HKD	HKFE	<a href="#">HHI</a>	E : 09:15 - 12:00; 13:30 - 16:30 (08:45 pre-open) (T+1) 17:15-03:00	HKD 30,656	HKD 24,524	9.60	1pt. = HKD 50	HKD50xIndex (HKD 58,850)	Front; Next & 2 Quarterly Mths & following 5 Decembers Mths	Cash	HKFE Index
Mini Hang Seng China Enterprises	HKD	HKFE	<a href="#">MCH</a>	E : 09:15 - 12:00; 13:30 - 16:30 (08:45 pre-open) (T+1) 17:15-03:00	HKD 6,131	HKD 4,904	9.60	1pt. = HKD 10	HKD10xIndex (HKD 58,850)	Front; Next & 2 Quarterly Mths	Cash	HKFE Mini Index
Hang Seng Tech Index	HKD	HKFE	<a href="#">HTI</a>	E : 09:15 - 12:00; 13:30 - 16:30 (08:45 pre-open) (T+1) 17:15-03:00	HKD 18,101	HKD 14,480	9.58	1pt. = HKD 50	HKD50xIndex (HKD 173,400)	Front; Next & 2 Quarterly Mths	Cash	HKFE Index
MSCI Taiwan Index	USD	HKFE	<a href="#">MTW</a>	E : 08:45 - 13:45 (08:30 pre-open) (T+1) 14:30-03:00	USD 4,149	USD 3,319	19.53	0.1點 = USD 10	USD 100xIndex (HKD 81,030)	Front; Next & 4 Quarterly Mths	Cash	HKFE USD
MSCI China A 50 Index	USD	HKFE	<a href="#">MCA</a>	E : 09:00 - 16:30 (08:45 pre-open) (T+1) 17:15-03:00	USD 4,801	USD 3,840	N/A	0.2點 = USD 5	USD 25xIndex (HKD 195,200)	Front; Next & 4 Quarterly Mths	Cash	HKFE USD
HSI Volatility Index	HKD	HKFE	<a href="#">VHS</a>	E : 09:15 - 12:00; 13:00 - 16:30	HKD 30,523	HKD 24,418	3.26	0.05點 = HKD 250	HKD5000xIndex (HKD 99,500)	Front & Next 2 Mths	Cash	HKFE Index
SGX Nikkei 225	JPY	SGX	<a href="#">NK</a>	E: 07:30 - 14:25 (07:15 pre-open) (T+1) 14:55 - 05:15	JPY 935,000 (HKD 48,369)	JPY 850,000 (HKD 43,972)	21.28	5pt. = JPY 2,500	JPY500xIndex (HKD 1,029,453)	6 nearest serial months & 32 nearest quarterly months	Cash	Asia Futures JPY
SGX Mini Nikkei 225	JPY	SGX	<a href="#">NS</a>	E : 07:30 - 15:25 (07:15 pre-open) (T+1) 14:55 - 05:15	JPY 187,000 (HKD 9,674)	JPY 170,000 (HKD 8,794)	21.28	1pt. = JPY 100	JPY100xIndex (HKD 205,891)	3 nearest serial months & 6 nearest quarterly months	Cash	Asia Mini Futures JPY
SGX FTSE Xinhua China A50	USD	SGX	<a href="#">CN</a>	E : 09:00 - 16:30 (08:45 pre-open) (T+1) 17:00 - 05:15	USD 770 (HKD 6,028)	USD 700 (HKD 5,480)	16.00	1pt. = USD 1	USD1xIndex (HKD 96,447)	Front; Next Mth & Quaterly Mths within 1 yr	Cash	Asia Futures USD
NSE IFSC Nifty 50	USD	SGX	<a href="#">GIN</a>	E : 09:00 - 18:10 (08:45 pre-open) (T+1) 19:05 - 05:15	USD 2,090 (HKD 16,362)	USD 1,900 (HKD 14,874)	21.39	0.5pt. = USD 1	USD2xIndex (HKD 349,965)	Front; Next Mth & 4 Quaterly Mths	Cash	Asia Futures USD
SGX MSCI Singapore	SGD	SGX	<a href="#">SG</a>	E : 08:30 - 17:10 (08:15 pre-open) (T+1) 17:40 - 05:15	SGD 1,430 (HKD 8,303)	SGD 1,300 (HKD 7,548)	20.47	0.05pt. = SGD 5	SGD 100xIndex (HKD 169,947)	2 Recent Non-Quarterly Mths & 4 Quarterly mths	Cash	Asia Futures SGD
Mini Dow Jones (\$5)	USD	CME-CBT	<a href="#">YM</a>	E : 06:00 - 05:00	USD 9,240 (HKD 72,335)	USD 8,400 (HKD 65,759)	21.06	1pt. = USD 5	USD5xIndex (HKD 1,523,270)	4 Quarterly Mths	Cash	US Mini Futures
Micro Mini Dow Jones	USD	CME-CBT	<a href="#">MYM</a>	E : 06:00 - 05:00	USD 924 (HKD 7,234)	USD 840 (HKD 6,576)	21.06	1pt. = USD 0.5	USD0.5xIndex (HKD 152,327)	4 Quarterly Mths	Cash	US Micro E-Mini Futures
Mini S&P 500	USD	CME	<a href="#">ES</a>	E : 06:00 - 05:00	USD 12,980 (HKD 101,614)	USD 11,800 (HKD 92,376)	20.02	0.25pt. = USD 12.5	USD50xIndex (HKD 2,034,334)	Quarterly contracts listed for 9 consecutive quarters and 3 additional December contract months	Cash	US Mini Futures
Micro Mini S&P 500	USD	CME	<a href="#">MES</a>	E : 06:00 - 05:00	USD 1,298 (HKD 10,161)	USD 1,180 (HKD 9,238)	20.02	0.25pt. = USD 1.25	USD5xIndex (HKD 203,433)	5 Quarterly Mths	Cash	US Micro E-Mini Futures
Mini Nasdaq 100	USD	CME	<a href="#">NQ</a>	E : 06:00 - 05:00	USD 19,470 (HKD 152,421)	USD 17,700 (HKD 138,564)	18.57	0.25pt. = USD 5	USD20xIndex (HKD 2,830,277)	5 Quarterly Mths & next 4 Dec	Cash	US Mini Futures
Micro Mini Nasdaq 100	USD	CME	<a href="#">MNQ</a>	E : 06:00 - 05:00	USD 1,947 (HKD 15,242)	USD 1,770 (HKD 13,856)	18.57	0.25pt. = USD 0.5	USD2xIndex (HKD 283,028)	5 Quarterly Mths	Cash	US Micro E-Mini Futures
Mini Russell 2000	USD	CME	<a href="#">RTY</a>	E : 06:00 - 05:00	USD 7,150 (HKD 55,974)	USD 6,500 (HKD 50,885)	14.51	0.1pt. = USD 5	USD20xIndex (HKD 811,972)	5 Quarterly Mths	Cash	US Mini Futures
Micro Mini Russell 2000	USD	CME	<a href="#">M2K</a>	E : 06:00 - 05:00	USD 715 (HKD 5,597)	USD 650 (HKD 5,089)	14.51	0.1pt. = USD 0.5	USD20xIndex (HKD 81,197)	5 Quarterly Mths	Cash	US Micro E-Mini Futures
Nikkei 225 USD	USD	CME	<a href="#">NKD</a>	E : 06:00 - 05:00	USD 8,800 (HKD 68,891)	USD 8,000 (HKD 62,628)	22.25	5pt. = USD 25	USD5xIndex (HKD 1,532,820)	Quarterly contracts (Mar, Jun, Sep, Dec) listed for 12 quarters, and 3 additional Dec contract months	Cash	US Futures & Options
DAX (DAX)	EUR	EUREX	<a href="#">DAX</a>	E : 07:15- 04:00	EUR 40,786 (HKD 345,954)	EUR 33,988 HKD 0	11.43	0.5點 = EUR 12.5	EUR25xIndex (HKD 3,955,452)	3 Quarterly Mths	Cash	Europe Futures EUR
Mini DAX (Mini DAX)	EUR	EUREX	<a href="#">FDXM</a>	E : 07:15- 04:00	EUR 7,860 (HKD 66,670)	EUR 6,550 HKD 0	11.87	1點 = EUR 5	EUR5xIndex (HKD 791,090)	3 Quarterly Mths	Cash	Europe Futures EUR
FTSE 100	GBP	NYSE-Liffe	<a href="#">Z</a>	E : 08:00 - 04:00	GBP 4,438 (HKD 43,915)	GBP 3,698 (HKD 36,593)	18.01	0.5pt. = GBP 5	GBP10xIndex (HKD 790,826)	4 Quarterly Mths	Cash	Europe Futures GBP
FTSE Bursa Malaysia KLCI	MYR	BM	<a href="#">FKLI</a>	E: 08:45 - 12:45; 14:30 - 17:15 (Mon-Thur T+1) 21:00 - 02:30	MYR 4,800 (HKD 7,933)	MYR 4,000 (HKD 6,611)	16.16	0.5pt. = MYR 25	MYR50xIndex (HKD 128,203)	Front; Next & 2 Quarterly Mths	Cash	Asia Futures MYR
 Guotai Junan Futures (HK) Limited												
HSBC Holdings Plc.	HKD	HKFE	<a href="#">HKB</a>	E : 09:30 - 12:00; 13:00 - 16:00	HKD 0	HKD 1,276	#VALUE!	0.01pt. = HKD 4	HKD400xprice #VALUE!	Front; Next 2 Mths & Next 2 Quarterly Mths	Cash	HKFE Stock Futures
China Mobile Limited	HKD	HKFE	<a href="#">CHT</a>	E : 09:30 - 12:00; 13:00 - 16:00	HKD 0	HKD 1,787	#VALUE!	0.01pt. = HKD 5	HKD500xprice #VALUE!	Front; Next 2 Mths & Next 2 Quarterly Mths	Cash	HKFE Stock Futures
China Construction Bank	HKD	HKFE	<a href="#">CCB</a>	E : 09:30 - 12:00; 13:00 - 16:00	HKD 323	HKD 258	#VALUE!	0.01pt. = HKD 10	HKD1,000xprice #VALUE!	Front; Next 2 Mths & Next 2 Quarterly Mths	Cash	HKFE Stock Futures
ICBC	HKD	HKFE	<a href="#">ICB</a>	E : 09:30 - 12:00; 13:00 - 16:00	HKD 266	HKD 212	#VALUE!	0.01pt. = HKD 10	HKD1,000xprice #VALUE!	Front; Next 2 Mths & Next 2 Quarterly Mths	Cash	HKFE Stock Futures
CNOOC Limited	HKD	HKFE	<a href="#">CNC</a>	E : 09:30 - 12:00; 13:00 - 16:00	HKD 1,489	HKD 1,191	#VALUE!	0.01pt. = HKD 10	HKD1,000xprice #VALUE!	Front; Next 2 Mths & Next 2 Quarterly Mths	Cash	HKFE Stock Futures

Contract	Curr.	Exchange	Codes	Trading Time	I. Margin	M.Margin	Gearing	Tick Size	Contract Value	Contract Mth.	Cash/Physical Delivery	Board Group
Huaneng Power International	HKD	HKFE	<a href="#">HNP</a>	E : 09:30 - 12:00; 13:00 - 16:00	HKD 787	HKD 629	#VALUE!	0.01pt. = HKD 20	HKD2,000xprice #VALUE!	Front; Next 2 Mths & Next 2 Quarterly Mths	Cash	HKFE Stock Futures
Ping An Insurance	HKD	HKFE	<a href="#">PAI</a>	E : 09:30 - 12:00; 13:00 - 16:00	HKD 1,928	HKD 1,542	#VALUE!	0.01pt. = HKD 5	HKD500xprice #VALUE!	Front; Next 2 Mths & Next 2 Quarterly Mths	Cash	HKFE Stock Futures
China Merchants Bank	HKD	HKFE	<a href="#">CMB</a>	E : 09:30 - 12:00; 13:00 - 16:00	HKD 1,436	HKD 1,148	#VALUE!	0.01pt. = HKD 5	HKD500xprice #VALUE!	Front; Next 2 Mths & Next 2 Quarterly Mths	Cash	HKFE Stock Futures
Bank of China	HKD	HKFE	<a href="#">BCL</a>	E : 09:30 - 12:00; 13:00 - 16:00	HKD 219	HKD 175	#VALUE!	0.01pt. = HKD 10	HKD1,000xprice #VALUE!	Front; Next 2 Mths & Next 2 Quarterly Mths	Cash	HKFE Stock Futures
China Petroleum & Chemical	HKD	HKFE	<a href="#">CPC</a>	E : 09:30 - 12:00; 13:00 - 16:00	HKD 561	HKD 448	#VALUE!	0.01pt. = HKD 20	HKD2,000xprice #VALUE!	Front; Next 2 Mths & Next 2 Quarterly Mths	Cash	HKFE Stock Futures
Hong Kong Exchanges & Clearing	HKD	HKFE	<a href="#">HEX</a>	E : 09:30 - 12:00; 13:00 - 16:00	HKD 2,660	HKD 2,128	#VALUE!	0.01pt. = HKD 1	HKD100xprice #VALUE!	Front; Next 2 Mths & Next 2 Quarterly Mths	Cash	HKFE Stock Futures
PetroChina	HKD	HKFE	<a href="#">PEC</a>	E : 09:30 - 12:00; 13:00 - 16:00	HKD 848	HKD 678	#VALUE!	0.01pt. = HKD 20	HKD2,000xprice #VALUE!	Front; Next 2 Mths & Next 2 Quarterly Mths	Cash	HKFE Stock Futures
China Communications Construction	HKD	HKFE	<a href="#">CCC</a>	E : 09:30 - 12:00; 13:00 - 16:00	HKD 252	HKD 201	#VALUE!	0.01pt. = HKD 10	HKD1,000xprice #VALUE!	Front; Next 2 Mths & Next 2 Quarterly Mths	Cash	HKFE Stock Futures
China Life Insurance	HKD	HKFE	<a href="#">CLI</a>	E : 09:30 - 12:00; 13:00 - 16:00	HKD 1,012	HKD 809	#VALUE!	0.01pt. = HKD 10	HKD1,000xprice #VALUE!	Front; Next 2 Mths & Next 2 Quarterly Mths	Cash	HKFE Stock Futures
Bank of Communications	HKD	HKFE	<a href="#">BCM</a>	E : 09:30 - 12:00; 13:00 - 16:00	HKD 360	HKD 288	#VALUE!	0.01pt. = HKD 10	HKD1,000xprice #VALUE!	Front; Next 2 Mths & Next 2 Quarterly Mths	Cash	HKFE Stock Futures
China Minsheng Banking Corporation	HKD	HKFE	<a href="#">MSB</a>	E : 09:30 - 12:00; 13:00 - 16:00	HKD 1,848	HKD 1,478	#VALUE!	0.01pt. = HKD 100	HKD10,000xprice #VALUE!	Front; Next 2 Mths & Next 2 Quarterly Mths	Cash	HKFE Stock Futures
Tencent Holdings Ltd.	HKD	HKFE	<a href="#">TCH</a>	E : 09:30 - 12:00; 13:00 - 16:00	HKD 2,593	HKD 2,074	#VALUE!	0.01pt. = HKD 100	HKD100xprice #VALUE!	Front; Next 2 Mths & Next 2 Quarterly Mths	Cash	HKFE Stock Futures
Xiaomi Corporation	HKD	HKFE	<a href="#">MIU</a>	E : 09:30 - 12:00; 13:00 - 16:00	HKD 1,795	HKD 1,436	#VALUE!	0.01pt. = HKD 100	HKD100xprice #VALUE!	Front; Next 2 Mths & Next 2 Quarterly Mths	Cash	HKFE Stock Futures
Meituan DianPing	HKD	HKFE	<a href="#">MET</a>	E : 09:30 - 12:00; 13:00 - 16:00	HKD 6,663	HKD 5,330	#VALUE!	0.01pt. = HKD 100	HKD100xprice #VALUE!	Front; Next 2 Mths & Next 2 Quarterly Mths	Cash	HKFE Stock Futures
Anhui Conch cement Co. Ltd.	HKD	HKFE	<a href="#">ACC</a>	E : 09:30 - 12:00; 13:00 - 16:00	HKD 788	HKD 630	#VALUE!	0.01pt. = HKD 100	HKD100xprice #VALUE!	Front; Next 2 Mths & Next 2 Quarterly Mths	Cash	HKFE Stock Futures
CSOP FTSE China A50 ETF	HKD	HKFE	<a href="#">CSA</a>	E : 09:30 - 12:00; 13:00 - 16:00	HKD 3,670	HKD 2,936	#VALUE!	0.01pt. = HKD 50	HKD5,000xprice #VALUE!	Front; Next 2 Mths & Next 2 Quarterly Mths	Cash	HKFE Stock Futures
iShares FTSE A50 China Index ETF	HKD	HKFE	<a href="#">A50</a>	E : 09:30 - 12:00; 13:00 - 16:00	HKD 4,189	HKD 3,351	#VALUE!	0.01pt. = HKD 50	HKD5,000xprice #VALUE!	Front; Next 2 Mths & Next 2 Quarterly Mths	Cash	HKFE Stock Futures
China AMC CSI 300 Index ETF	HKD	HKFE	<a href="#">AMC</a>	E : 09:30 - 12:00; 13:00 - 16:00	HKD 5,333	HKD 4,266	#VALUE!	0.01pt. = HKD 20	HKD2,000xprice #VALUE!	Front; Next 2 Mths & Next 2 Quarterly Mths	Cash	HKFE Stock Futures
<b>Agricultural Futures</b>												
					 Guotai Junan Futures (HK) Limited							
Corn	USD	CME-CBT	<a href="#">C</a>	E : 08:00 - 20:45; 21:30 - 02:20	USD 1,430 (HKD 11,195)	USD 1,300 (HKD 10,177)	15.22	0.0025 = USD 12.5	5,000 bushel (HKD 170,368)	Mar; May; Jul; Sep; Dec	Physical	US Futures & Options
Mini-sized Corn	USD	CME-CBT	<a href="#">YC</a>	E : 08:00 - 20:45; 21:30 - 02:20	USD 286 (HKD 2,239)	USD 260 (HKD 2,035)	15.22	0.00125 = USD 1.25	1,000 bushel (HKD 34,074)	Mar; May; Jul; Sep; Dec	Physical	US Mini Futures
Soybeans	USD	CME-CBT	<a href="#">S</a>	E : 08:00 - 20:45; 21:30 - 02:20	USD 2,640 (HKD 20,667)	USD 2,400 (HKD 18,788)	22.35	0.0025 = USD 12.5	5,000 bushel (HKD 461,882)	Jan; Mar; May; Jul; Aug; Sep; Nov	Physical	US Futures & Options
Mini-sized Soybean	USD	CME-CBT	<a href="#">YK</a>	E : 08:00 - 20:45; 21:30 - 02:20	USD 528 (HKD 4,133)	USD 480 (HKD 3,758)	22.35	0.00125 = USD 1.25	1,000 bushel (HKD 92,376)	Jan; Mar; May; Jul; Aug; Sep; Nov	Physical	US Mini Futures
Wheat	USD	CME-CBT	<a href="#">W</a>	E : 08:00 - 20:45; 21:30 - 02:20	USD 3,102 (HKD 24,284)	USD 2,350 (HKD 18,397)	8.97	0.0025 = USD 12.5	5,000 bushel (HKD 217,730)	Mar; May; Jul; Sep; Dec	Physical	US Futures & Options
Mini-sized Wheat	USD	CME-CBT	<a href="#">YW</a>	E : 08:00 - 20:45; 21:30 - 02:20	USD 620 (HKD 4,854)	USD 470 (HKD 3,679)	8.97	0.00125 = USD 1.25	1,000 bushel (HKD 43,546)	Mar; May; Jul; Sep; Dec	Physical	US Mini Futures
Soybean Meal	USD	CME-CBT	<a href="#">SM</a>	E : 08:00 - 20:45; 21:30 - 02:20	USD 2,508 (HKD 19,634)	USD 1,900 (HKD 14,874)	13.30	0.1 = USD 10	100 short ton (HKD 261,080)	Jan; Mar; May; Jul; Aug; Sep; Oct; Dec	Physical	US Futures & Options
Soybean Oil	USD	CME-CBT	<a href="#">BO</a>	E : 08:00 - 20:45; 21:30 - 02:20	USD 2,376 (HKD 18,601)	USD 1,800 (HKD 14,091)	12.16	0.0001 = USD 6	60,000 lbs (HKD 226,165)	Jan; Mar; May; Jul; Aug; Sep; Oct; Dec	Physical	US Futures & Options
Oats	USD	CME-CBT	<a href="#">O</a>	E : 08:00 - 20:45; 21:30 - 02:20	USD 1,540 (HKD 12,056)	USD 1,400 (HKD 10,960)	10.92	0.0025 = USD 12.5	5,000 bushel (HKD 131,617)	Mar; May; Jul; Sep; Dec	Physical	US Futures & Options
Rough Rice	USD	CME-CBT	<a href="#">RR</a>	E : 08:00 - 20:45; 21:30 - 02:20	USD 1,320 (HKD 10,334)	USD 1,200 (HKD 9,394)	24.55	0.005 = USD 10	2,000 cwt (HKD 253,643)	Jan; Mar; May; Jul; Sep; Nov	Physical	US Futures & Options
KCBT Wheat	USD	KCBT	<a href="#">KB</a>	E : 08:00 - 20:45; 21:30 - 02:20	USD 2,904 (HKD 22,734)	USD 2,200 (HKD 17,223)	#VALUE!	0.0025 = USD 12.5	5,000 bushel #VALUE!	Mar; May; Jul; Sep; Dec	Physical	US Futures & Options
Cocoa	USD	ICE US	<a href="#">CC</a>	E : 16:45 - 01:30(08:00 pre-open)	USD 5,352 (HKD 41,898)	USD 1,500 (HKD 11,743)	16.87	1 = USD 10	10 metric ton (HKD 706,757)	Mar; May; Jul; Sep; Dec	Physical	US Futures & Options
Coffee	USD	ICE US	<a href="#">KC</a>	E : 16:45 - 01:30 (08:00 pre-open)	USD 7,200 (HKD 56,365)	USD 6,000 (HKD 46,971)	10.72	0.0005 = USD 18.75	37,500 lbs (HKD 604,164)	Mar; May; Jul; Sep; Dec	Physical	US Futures & Options
Cotton	USD	ICE US	<a href="#">CT</a>	E : 09:00 - 02:20 (07:30 pre-open)	USD 3,600 (HKD 28,183)	USD 3,000 (HKD 23,486)	12.10	0.0001 = USD 5	50,000 lbs (HKD 341,088)	Mar; May; Jul; Oct; Dec	Physical	US Futures & Options

Contract	Curr.	Exchange	Codes	Trading Time	I. Margin	M.Margin	Gearing	Tick Size	Contract Value	Contract Mth.	Cash/Physical Delivery	Board Group
FCOJ-A	USD	ICE US	<a href="#">OJ</a>	E : 20:00 - 02:00 (08:00 pre-open)	USD 5,530 (HKD 43,292)	USD 4,608 (HKD 36,074)	10.04	0.0005 = USD 7.5	15,000 lbs (HKD 434,834)	Jan; Mar; May; Jul; Sep; Nov	Physical	US Futures & Options
Sugar No.11	USD	ICE US	<a href="#">SB</a>	E : 15:30 - 01:00 (08:00 pre-open)	USD 2,419 (HKD 18,937)	USD 2,016 (HKD 15,782)	10.35	0.0001 = USD 11.2	112,000 lbs (HKD 196,051)	Mar; May; Jul; Oct	Physical	US Futures & Options
Lean Hogs	USD	CME	<a href="#">LH</a>	E : 21:30 - 02:05	USD 1,925 (HKD 15,070)	USD 1,750 (HKD 13,700)	19.76	0.00025 = USD 10	40,000 lbs (HKD 297,718)	Feb; Apr; May; Jun; Jul; Aug; Oct; Dec	Cash	US Futures & Options
Live Cattle	USD	CME	<a href="#">LC</a>	E : 21:30 - 02:05	USD 2,695 (HKD 21,098)	USD 2,450 (HKD 19,180)	26.94	0.00025 = USD 10	40,000 lbs (HKD 568,271)	Feb; Apr; Jun; Aug; Oct; Dec	Physical	US Futures & Options
Feeder Cattle	USD	CME	<a href="#">FC</a>	E : 21:30 - 02:05	USD 4,538 (HKD 35,526)	USD 4,125 (HKD 32,293)	26.74	0.00025 = USD 12.5	50,000 lbs (HKD 949,988)	Jan; Mar; Apr; May; Aug; Sep; Oct; Nov	Cash	US Futures & Options
Crude Palm Oil	MYR	BM	<a href="#">FCPO</a>	10:30 - 12:30; 14:30 - 18:00 (Mon-Thur T+1) 21:00 - 23:30	MYR 8,400 (HKD 13,882)	MYR 7,000 (HKD 11,568)	13.62	1 = MYR 25	25 metric ton (HKD 189,102)	Spot month and the next 11 succeeding months, alternate months up to 36 months ahead	Physical	Asia Futures MYR
SGX SICOM Technically Specified Rubber 20	USD	SGX	<a href="#">TF</a>	E : 07:55 - 18:00	USD 550 (HKD 4,306)	USD 500 (HKD 3,914)	#VALUE!	0.1 = USD 5	5 metric ton #VALUE!	Nearest 12 Mths	Physical	Asia Futures USD
NYSE Liffe Cocoa	GBP	NYSE-Liffe	<a href="#">C</a>	E: 16:30 - 23:55	GBP 2,760 (HKD 27,311)	GBP 2,300 (HKD 22,759)	28.03	1 = GBP 10	10 tonnes (HKD 765,593)	Nearest 10 Contract Mths of Mar; May; Jul ; Sep & Dec	Physical	Europe Futures GBP
NYSE Liffe Robusta Coffee	USD	NYSE-Liffe	<a href="#">RC</a>	E : 16:00 - 00:30	USD 3,132 (HKD 24,519)	USD 2,610 (HKD 20,432)	12.02	1 = USD 10	10 tonnes (HKD 294,821)	Nearest 10 Contract Mths of Jan; Mar; May ; Jul; Sep & Dec	Physical	Europe Futures USD
NYSE Liffe White Sugar No. 407	USD	NYSE-Liffe	<a href="#">W</a>	E : 15:45 - 01:00	USD 2,903 (HKD 22,726)	USD 2,419 (HKD 18,937)	11.21	0.1 = USD 5	50 tonnes (HKD 254,700)	Nearest 8 Contract Mths of Mar; May; Aug; Sep; Dec	Physical	Europe Futures USD
<b>Currencies Futures</b>												
 Guotai Junan Futures (HK) Limited												
AUD/USD	USD	CME	<a href="#">AD</a>	E : 06:00 - 05:00	USD 1,914 (HKD 14,984)	USD 1,450 (HKD 11,351)	34.55	0.00005 = USD 5	AUD 100,000 (HKD 517,738)	3 Consecutive Mths & 20 mths in the March Quarterly	Physical	US Futures & Options
GBP/USD	USD	CME	<a href="#">BP</a>	E : 06:00 - 05:00	USD 3,344 (HKD 26,179)	USD 1,900 (HKD 14,874)	23.65	0.0001 = USD 6.25	GBP 62,500 (HKD 619,185)	3 Consecutive Mths & 20 mths in the March Quarterly	Physical	US Futures & Options
CAD/USD	USD	CME	<a href="#">CD</a>	E : 06:00 - 05:00	USD 1,320 (HKD 10,334)	USD 1,000 (HKD 7,829)	56.01	0.00005 = USD 5	CAD 100,000 (HKD 578,800)	3 Consecutive Mths & 220 mths in the March Quarterly	Physical	US Futures & Options
EUR/USD	USD	CME	<a href="#">EC</a>	E : 06:00 - 05:00	USD 3,696 (HKD 28,934)	USD 2,100 (HKD 16,440)	36.80	0.00005 = USD 6.25	EUR 125,000 (HKD 1,064,872)	3 Consecutive Mths & 20 mths in the March Quarterly	Physical	US Futures & Options
E-mini EUR/USD	USD	CME	<a href="#">EZ</a>	E : 06:00 - 05:00	USD 1,848 (HKD 14,467)	USD 1,050 (HKD 8,220)	36.80	0.0001 = USD 6.25	EUR 62,500 (HKD 532,436)	2 Consecutive Quarterly Mths	Physical	US Mini Futures
JPY/USD	USD	CME	<a href="#">JY</a>	E : 06:00 - 05:00	USD 4,576 (HKD 35,823)	USD 2,600 (HKD 20,354)	18.27	0.0000005 = USD 6.25	JPY 12.5M (HKD 654,316)	3 Consecutive Mths & 20 mths in the March Quarterly	Physical	US Futures & Options
E-mini JPY/USD	USD	CME	<a href="#">JZ</a>	E : 06:00 - 05:00	USD 2,288 (HKD 17,912)	USD 1,300 (HKD 10,177)	18.27	0.000001 = USD 6.25	JPY 6.25M (HKD 327,182)	2 Consecutive Quarterly Mths	Physical	US Mini Futures
EUR/JPY	JPY	CME	<a href="#">RY</a>	E : 06:00 - 05:00	JPY 968,000 (HKD 50,076)	JPY 550,000 (HKD 28,452)	21.02	0.01 = JPY 1,250	EUR 125,000 (HKD 1,052,409)	6 Consecutive Quarterly Mths	Physical	US Futures & Options
NZD/USD	USD	CME	<a href="#">NE</a>	E : 06:00 - 05:00	USD 1,848 (HKD 14,467)	USD 1,400 (HKD 10,960)	32.66	0.00005 = USD 5	NZD 100,000 (HKD 472,528)	6 Consecutive Quarterly Mths	Physical	US Futures & Options
CHF/USD	USD	CME	<a href="#">SF</a>	E : 06:00 - 05:00	USD 4,884 (HKD 38,234)	USD 3,700 (HKD 28,965)	28.57	0.0001 = USD 12.5	CHF 125,000 (HKD 1,092,320)	20 Consecutive Quarterly Mths	Physical	US Futures & Options
RMB/USD	USD	CME	<a href="#">RMB</a>	E : 06:00 - 05:00	USD 7,260 (HKD 56,835)	USD 4,620 (HKD 36,168)	19.37	0.00001 = USD 10	RMB 1,000,000 (HKD 1,100,687)	13 Consecutive Mths & Next 8 Quarterly Mths	Cash	US Futures & Options
USD/RMB	CNY	HKFE	<a href="#">CUS</a>	E : 08:30 - 18:30; 19:15 - 03:00	CNY 20,034 (HKD 21,683)	CNY 11,448 (HKD 12,391)	36.17	0.0001 = CNY 10	USD 100,000 (HKD 784,290)	Front; Next 3 Mths & Next 6 Quaterly Mths	Physical	HKFE CNY
CNY/USD	USD	SGX	<a href="#">CY</a>	E : 07:25 - 17:55 ; 18:15 - 05:15	USD 1,760 (HKD 13,778)	USD 800 (HKD 6,263)	39.25	0.0001 = USD 5	CNY 500,000 (HKD 540,793)	13 monthly followed by the next 8 quarterly months	Cash	Asia Futures USD
USD/CNH	CNY	SGX	<a href="#">UC</a>	E : 07:00 - 17:55 ; 18:15 - 05:15	CNY 11,000 (HKD 11,906)	CNY 5,000 (HKD 5,412)	65.88	0.0001 = CNY 10	USD 100,000 (HKD 784,398)	13 monthly followed by the next 8 quarterly months	Cash	Asia Futures CNY
USD/SDG	SGD	SGX	<a href="#">US</a>	E : 07:00 - 19:30 ; 19:50 - 05:15	SGD 1,210 (HKD 7,026)	SGD 550 (HKD 3,193)	27.82	0.0001 = SGD 2.5	USD 25,000 (HKD 195,480)	12 Consecutive Mths	Cash	Asia Futures SGD
MXN/USD	USD	CME	<a href="#">MP</a>	E : 06:00 - 05:00	USD 1,716 (HKD 13,434)	USD 1,300 (HKD 10,177)	17.58	0.000001 = USD 10	MXP 500,000 (HKD 236,147)	13 Consecutive Mths & Next 2 Quarterly Mths	Physical	US Futures & Options
US Dollar Index	USD	ICE-US	<a href="#">DX</a>	E : 08:00 - 05:00 (08:30 pre-open) Open 07:00 on Monday (06:30 pre-open)	USD 2,520 (HKD 19,728)	USD 1,800 (HKD 14,091)	41.23	0.005 = USD 5	USD1,000 x Index (HKD 813,311)	4 Quarterly Mths	Physical	US Futures & Options
<b>Interest Rate Futures</b>												
 Guotai Junan Futures (HK) Limited												
30-Year U.S. Treasury Bond	USD	CME-CBT	<a href="#">US</a>	E : 06:00 - 05:00	USD 5,148 (HKD 40,301)	USD 3,900 (HKD 30,531)	23.00	1/32 = USD 31.25	USD100,000 (HKD 926,943)	3 Quarterly Mths	Physical	US Futures & Options
10-Year U.S. Treasury Note	USD	CME-CBT	<a href="#">TY</a>	E : 06:00 - 05:00	USD 2,806 (HKD 21,967)	USD 2,125 (HKD 16,636)	39.25	0.5/32 = USD 15.625	USD100,000 (HKD 862,114)	5 Quarterly Mths	Physical	US Futures & Options
5-Year U.S. Treasury Note	USD	CME-CBT	<a href="#">FV</a>	E : 06:00 - 05:00	USD 2,156 (HKD 16,878)	USD 1,400 (HKD 10,960)	49.48	0.25/32 = USD 7.8125	USD100,000 (HKD 835,081)	5 Quarterly Mths	Physical	US Futures & Options
2-Year U.S. Treasury Note	USD	CME-CBT	<a href="#">TU</a>	E : 06:00 - 05:00	USD 2,112 (HKD 16,534)	USD 1,200 (HKD 9,394)	96.78	0.25/32 = USD 15.625	USD200,000 (HKD 1,600,072)	5 Quarterly Mths	Physical	US Futures & Options

Contract	Curr.	Exchange	Codes	Trading Time	I. Margin	M.Margin	Gearing	Tick Size	Contract Value	Contract Mth.	Cash/Physical Delivery	Board Group
Three Month Eurodollar (Eurodollar)	USD	CME	<a href="#">GE</a>	E : 06:00 - 05:00	USD 2,157 (HKD 16,886)	USD 1,225 (HKD 9,590)	6.39	0.005= USD 12.5	USD1,000,000 (HKD 107,916)	Nearest 40 Months in the March Quarterly cycle & nearest 4 serial Months	Cash	US Futures & Options
30 Day Federal Fund	USD	CME	<a href="#">ZQ</a>	E : 06:00 - 05:00	USD 1,595 (HKD 12,486)	USD 1,450 (HKD 11,351)	#VALUE!	0.005= USD 20.835	USD5,000,000 #VALUE!	First 36 Calendar Months	Cash	US Futures & Options
Euro-Bund	EUR	EUREX	<a href="#">FGBL</a>	E : 07:15 - 04:00	EUR 4,984 (HKD 42,275)	EUR 4,153 (HKD 35,226)	26.63	0.01 = EUR 10	EUR100,000 (HKD 1,125,925)	9 Consecutive Quarterly Mths	Physical	Europe Futures EUR
Euro-Bobl	EUR	EUREX	<a href="#">FGBM</a>	E : 07:15 - 04:00	EUR 2,988 (HKD 25,345)	EUR 2,490 (HKD 21,121)	39.49	0.01 = EUR 10	EUR100,000 (HKD 1,000,897)	9 Consecutive Quarterly Mths	Physical	Europe Futures EUR
Euro-Schatz	EUR	EUREX	<a href="#">FGBS</a>	E : 07:15 - 04:00	EUR 1,091 (HKD 9,254)	EUR 909 (HKD 7,710)	96.85	0.005 = EUR 5	EUR100,000 (HKD 896,227)	9 Consecutive Quarterly Mths	Physical	Europe Futures EUR
Three Month Euro (EURIBOR)	EUR	NYSE-Liffe	<a href="#">I</a>	E : 08:00 - 04:00	EUR 1,171 (HKD 9,933)	EUR 976 (HKD 8,279)	205.48	0.005pt. = EUR 12.5	EUR 1,000,000 (HKD 2,040,918)	6 Consecutive Mths & Next 22 Quarterly Mths	Cash	Europe Futures EUR
<b>Energies Futures</b>												
 Guotai Junan Futures (HK) Limited												
Light Sweet Crude Oil (WTI)	USD	CME-NYMEX	<a href="#">CL</a>	E : 06:00 - 05:00	USD 11,616 (HKD 90,936)	USD 6,600 (HKD 51,668)	7.45	0.01 = USD 10	1,000 barrels (HKD 677,870)	current years mths & Next 10 years and additional 2 mths	Physical	US Futures & Options
E-mini Light Sweet Crude Oil-Financial (WTI)	USD	CME-NYMEX	<a href="#">QM</a>	E : 06:00 - 05:00	USD 5,808 (HKD 45,468)	USD 3,300 (HKD 25,834)	7.46	0.025 = USD 12.5	500 barrels (HKD 338,974)	Consecutive Mths within 6 yrs	Cash	US Mini Futures
NY Harbor ULSD	USD	CME-NYMEX	<a href="#">HO</a>	E : 06:00 - 05:00	USD 15,136 (HKD 118,492)	USD 8,600 (HKD 67,325)	7.61	0.0001 = USD 4.2	42,000 gallons (HKD 901,331)	49 Consecutive Mths	Physical	US Futures & Options
E-mini NY Harbor ULSD- Financial	USD	CME-NYMEX	<a href="#">QH</a>	E : 06:00 - 05:00	USD 7,568 (HKD 59,246)	USD 4,300 (HKD 33,663)	7.61	0.001 = USD 21	21,000 gallons (HKD 450,616)	12Consecutive Mths	Cash	US Futures & Options
Natural Gas (Henry Hub)	USD	CME-NYMEX	<a href="#">NG</a>	E : 06:00 - 05:00	USD 9,680 (HKD 75,780)	USD 5,500 (HKD 43,057)	1.83	0.001 = USD 10	10,000 mmBtu (HKD 138,878)	current years & Consecutive Mths within 12 yrs	Physical	US Mini Futures
E-mini Natural Gas (Henry Hub) - Financial	USD	CME-NYMEX	<a href="#">QG</a>	E : 06:00 - 05:00	USD 2,421 (HKD 18,953)	USD 1,375 (HKD 10,764)	1.83	0.005 = USD 12.5	2,500 mmBtu (HKD 34,739)	Consecutive Mths within 6 yrs	Cash	US Futures & Options
RBOB Gasoline	USD	CME-NYMEX	<a href="#">RB</a>	E : 06:00 - 05:00	USD 13,904 (HKD 108,847)	USD 7,000 (HKD 54,800)	8.44	0.0001 = USD 4.2	42,000 gallons (HKD 918,725)	36 Consecutive Mths	Physical	US Futures & Options
ICE Brent Crude	USD	ICE-EUROPE	<a href="#">BRN</a>	E : 09:00 - 07:00	USD 8,218 (HKD 64,335)	USD 5,870 (HKD 45,953)	11.03	0.01 = USD 10	1,000 barrels (HKD 709,654)	96 Consecutive Mths	Cash/Physical	Europe Futures USD
ICE WTI Crude	USD	ICE-EUROPE	<a href="#">WBS</a>	E : 09:00 - 07:00	USD 10,052 (HKD 78,692)	USD 7,180 (HKD 56,209)	8.61	0.01 = USD 10	1,000 barrels (HKD 677,870)	108 Consecutive Mths	Cash	Europe Futures USD
ICE LS Gasoil	USD	ICE-EUROPE	<a href="#">GAS</a>	E : 09:00 - 07:00	USD 7,860 (HKD 61,532)	USD 5,614 (HKD 43,949)	10.83	0.25 = USD 25	100 metric ton (HKD 666,597)	96 Consecutive Mths	Physical	Europe Futures USD
<b>Metals Futures</b>												
 Guotai Junan Futures (HK) Limited												
COMEX Gold	USD	CME-NYMEX (COMEX)	<a href="#">GC</a>	E : 06:00 - 05:00	USD 12,408 (HKD 97,136)	USD 9,400 (HKD 73,588)	18.60	0.1 = USD 10	100 t.oz (HKD 1,807,209)	3 Consecutive Mths; Even Mths within 23 Mths & Jun; Dec Quarterly Mths within 72 Mths	Physical	US Futures & Options
E-COMEX Gold	USD	CME-NYMEX (COMEX)	<a href="#">QO</a>	E : 06:00 - 05:00	USD 6,204 (HKD 48,568)	USD 4,700 (HKD 36,794)	18.60	0.1 = USD 5	50 t.oz (HKD 903,605)	Feb;Apr;Jun;Aug;Oct;Dec within 24 month period	Physical	US Mini Futures
COMEX Silver	USD	CME-NYMEX (COMEX)	<a href="#">SI</a>	E : 06:00 - 05:00	USD 12,540 (HKD 98,169)	USD 9,500 (HKD 74,371)	10.86	0.005 = USD 25	5,000 t.oz (HKD 1,066,516)	3 Consecutive Mths & Jan;Mar;May;Jul;Sep;Dec within 23 Mths & Jul; Dec Quarterly Mths within 60 Mths	Physical	US Futures & Options
COMEX Silver	USD	CME-NYMEX (COMEX)	<a href="#">QI</a>	E : 06:00 - 05:00	USD 6,270 (HKD 49,085)	USD 4,750 (HKD 37,185)	10.86	0.005 = USD 12.5	2,500 t.oz (HKD 533,258)	Feb;Apr;Jun;Aug;Oct;Dec within 24 month period	Physical	US Mini Futures
COMEX Copper	USD	CME-NYMEX (COMEX)	<a href="#">HG</a>	E : 06:00 - 05:00	USD 4,400 (HKD 34,445)	USD 4,000 (HKD 31,314)	24.14	0.0005 = USD 12.5	25,000 lbs (HKD 831,582)	Front & Next 23 Consecutive Mths & (1,3,7,9,12) within 63 Mths	Physical	US Futures & Options
Palladium	USD	CME-NYMEX	<a href="#">PA</a>	E : 06:00 - 05:00	USD 19,250 (HKD 150,699)	USD 12,500 (HKD 97,856)	5.41	0.05 = USD 5	100 t.oz (HKD 815,182)	3 Consecutive Mths & Quarterly Mths within 15 Mths	Physical	US Futures & Options
Platinum	USD	CME-NYMEX	<a href="#">PL</a>	E : 06:00 - 05:00	USD 2,750 (HKD 21,528)	USD 2,500 (HKD 19,571)	17.32	0.1 = USD 5	50 t.oz (HKD 372,871)	3 Consecutive Mths & Jan; Apr; Jul; Oct within 15 Mths	Physical	US Futures & Options
LME Aluminium	USD	LME***	<a href="#">AHD</a>	E : 08:00 - 02:00 O : 18:40 - 00:00	USD 7,560 (HKD 59,183)	USD 5,400 (HKD 42,274)	8.08	0.5 = USD 12.5 0.25 = USD 6.25	25 tonne (HKD 478,419)	3 Mths Prompt	Physical	LME
LME Copper	USD	LME***	<a href="#">CAD</a>	E : 08:00 - 02:00 O : 18:40 - 00:00	USD 17,640 (HKD 138,095)	USD 12,600 (HKD 98,639)	13.26	0.5 = USD 12.5 0.25 = USD 6.25	25 tonne (HKD 1,831,673)	3 Mths Prompt	Physical	LME
LME Lead	USD	LME***	<a href="#">PBD</a>	E : 08:00 - 02:00 O : 18:40 - 00:00	USD 5,075 (HKD 39,730)	USD 3,625 (HKD 28,378)	10.54	0.5 = USD 12.5 0.25 = USD 6.25	25 tonne (HKD 418,629)	3 Mths Prompt	Physical	LME
LME Nickel	USD	LME***	<a href="#">NID</a>	E : 08:00 - 02:00 O : 18:40 - 00:00	USD 26,880 (HKD 210,430)	USD 19,200 (HKD 150,307)	3.95	5 = USD 30 1 = USD 6	6 tonne (HKD 831,903)	3 Mths Prompt	Physical	LME
LME Tin	USD	LME***	<a href="#">SND</a>	E : 08:00 - 02:00 O : 18:40 - 00:00	USD 22,652 (HKD 177,331)	USD 16,180 (HKD 126,665)	6.32	5 = USD 25 1 = USD 5	5 tonne (HKD 1,121,159)	3 Mths Prompt	Physical	LME
LME Zinc	USD	LME***	<a href="#">ZSD</a>	E : 08:00 - 02:00 O : 18:40 - 00:00	USD 9,240 (HKD 72,335)	USD 6,600 (HKD 51,668)	7.16	0.5 = USD 12.5 0.25 = USD 6.25	25 tonne (HKD 517,757)	3 Mths Prompt	Physical	LME
SGX TSI Iron Ore CFR China (62% Fe Fines)	USD	SGX	<a href="#">FEF</a>	E : 07:25 - 20:00 (T+1) 20:15 - 05:15	USD 1,540 (HKD 12,056)	USD 1,400 (HKD 10,960)	#VALUE!	0.01pt. = USD 1	100 metric t.oz #VALUE!	48 Consecutive Mths	Cash	Asia Futures USD
HKEX USD Gold	USD	HKFE	<a href="#">GDU</a>	E : 09:00 - 16:15 (T+1): 17:00 - 03:00	USD 3,160 (HKD 5,863)	USD 2,106 (HKD 4,690)	#VALUE!	0.01=USD 10	1 kg (HKD 76,263)	Spot Month and the next eleven mths	Physical	HKFE USD

Contract	Curr.	Exchange	Codes	Trading Time	I. Margin	M.Margin	Gearing	Tick Size	Contract Value	Contract Mth.	Cash/Physical Delivery	Board Group
HKEX CNY Gold	CNY	HKFE	<a href="#">GDR</a>	E : 09:00 - 16:15 (T+1): 17:00 - 03:00	CNY 29,456 (HKD 5,863)	CNY 16,832 (HKD 4,690)	#VALUE!	0.05 = CNY 50	1 kg (HKD 76,263)	Spot Month and the next eleven mths	Physical	HKFE CNY
USD Mini LME Aluminium	USD	HKFE	<a href="#">LUA</a>	E : 09:00 - 16:30 (T+1): 17:15 - 03:00	USD 920 (HKD 7,202)	USD 736 (HKD 5,762)	12.76	1 = USD 5	5 tonne (HKD 91,907)	Spot Month and the next eleven mths	Cash	HKFE USD
USD Mini LME Copper	USD	HKFE	<a href="#">LUC</a>	E : 09:00 - 16:30 (T+1): 17:15 - 03:00	USD 2,832 (HKD 22,170)	USD 2,265 (HKD 17,732)	15.73	1 = USD 5	5 tonne (HKD 348,662)	Spot Month and the next eleven mths	Cash	HKFE USD
USD Mini LME Nickel	USD	HKFE	<a href="#">LUN</a>	E : 09:00 - 16:30 (T+1): 17:15 - 03:00	USD 6,064 (HKD 47,472)	USD 4,851 (HKD 37,976)	2.78	1 = USD 1	1 tonne (HKD 132,075)	Spot Month and the next eleven mths	Cash	HKFE USD
USD Mini LME Lead	USD	HKFE	<a href="#">LUP</a>	E : 09:00 - 16:30 (T+1): 17:15 - 03:00	USD 703 (HKD 5,503)	USD 562 (HKD 4,400)	14.17	1 = USD 5	5 tonne (HKD 77,991)	Spot Month and the next eleven mths	Cash	HKFE USD
USD Mini LME Tin	USD	HKFE	<a href="#">LUN</a>	E : 09:00 - 16:30 (T+1): 17:15 - 03:00	USD 2,793 (HKD 21,865)	USD 2,234 (HKD 17,489)	10.00	1 = USD 1	1 tonne (HKD 218,642)	Spot Month and the next eleven mths	Cash	HKFE USD
USD Mini LME Zinc	USD	HKFE	<a href="#">LUZ</a>	E : 09:00 - 16:30 (T+1): 17:15 - 03:00	USD 1,158 (HKD 9,065)	USD 926 (HKD 7,249)	10.54	1 = USD 5	5 tonne (HKD 95,508)	Spot Month and the next eleven mths	Cash	HKFE USD
CNY Mini LME Aluminium	CNY	HKFE	<a href="#">LRA</a>	E : 09:00 - 16:30 (T+1): 17:15 - 03:00	CNY 7,208 (HKD 7,801)	CNY 5,766 (HKD 6,241)	11.79	0.5 = CNY 2.5	5 tonne (HKD 91,944)	Spot Month and the next eleven mths	Cash	HKFE CNY
CNY Mini LME Zinc	CNY	HKFE	<a href="#">LRZ</a>	E : 09:00 - 16:30 (T+1): 17:15 - 03:00	CNY 7,780 (HKD 8,421)	CNY 6,224 (HKD 6,736)	11.35	0.5 = CNY 2.5	5 tonne (HKD 95,543)	Spot Month and the next eleven mths	Cash	HKFE CNY
CNY Mini LME Copper	CNY	HKFE	<a href="#">LRC</a>	E : 09:00 - 16:30 (T+1): 17:15 - 03:00	CNY 17,502 (HKD 18,943)	CNY 14,001 (HKD 15,154)	36.82	0.5 = CNY 5	5 tonne (HKD 697,562)	Spot Month and the next eleven mths	Cash	HKFE CNY

\* United States & Europe have day light saving time, relevant information will be updated accordingly.

\*\* Note: Physical delivery is **not** available by Guatai Junan Futures (HK) Ltd. Force Liquidation will be taken if deliverable contracts are not settled by clients 3 days before first notice day or last trading day (earlier day is applied).

\*\*\* All capital involved in the LME market can only be withdrawn or applied to other markets after prompt day specified by LME though, it can be applied to the LME again.

<u>Name of Exchange</u>	<u>Exchange Code</u>
Bursa Malaysia Berhad	BM
Chicago Mercantile Exchange	CME
CME - Chicago Board of Trade	CME-CBT
CME - New York Mercantile Exchange	CME-NYMEX
CME-The Commodity Exchange	CME-COMEX
European Exchange	EUREX
Hong Kong Exchange	HKEX
Intercontinental Exchange Europe	ICE-EUROPE
Intercontinental Exchange U.S.	ICE-US
London Metal Exchange	LME
NYSE Liffe	NYSE-Liffe
NYSE-Liffe US	NYSE-Liffe US
Singapore Exchange	SGX