






Contract	Curr.	Exchange	Codes	Trading Time	I. Margin	M.Margin	Gearing	Tick Size	Contract Value	Contract Mth.	Cash/Physical Delivery
Stock Index Futures 											
Hang Seng	HKD	HKFE	HSI	E: 09:15 - 12:00; 13:00 - 16:30 (08:45 pre-open) (T+1) 17:15-03:00	HKD 124,222	HKD 99,377	10.98	1pt. = HKD 50	HKD50xIndex (HKD 1,363,600)	Front; Next & 2 Quarterly Mths & following 5 December Mths	Cash
Mini Hang Seng	HKD	HKFE	MHI	E: 09:15 - 12:00; 13:30 - 16:30 (08:45 pre-open) (T+1) 17:15-03:00	HKD 24,844	HKD 19,875	10.98	1pt. = HKD 10	HKD10xIndex (HKD 272,720)	Front; Next & 2 Quarterly Mths	Cash
Hang Seng China Enterprises	HKD	HKFE	HHI	E: 09:15 - 12:00; 13:30 - 16:30 (08:45 pre-open) (T+1) 17:15-03:00	HKD 45,951	HKD 36,760	10.68	1pt. = HKD 50	HKD50xIndex (HKD 98,180)	Front; Next & 2 Quarterly Mths & following 5 December Mths	Cash
Mini Hang Seng China Enterprises	HKD	HKFE	MCH	E: 09:15 - 12:00; 13:30 - 16:30 (08:45 pre-open) (T+1) 17:15-03:00	HKD 9,190	HKD 7,352	10.68	1pt. = HKD 10	HKD10xIndex (HKD 98,180)	Front; Next & 2 Quarterly Mths	Cash
Hang Seng Tech Index	HKD	HKFE	HTI	E: 09:15 - 12:00; 13:30 - 16:30 (08:45 pre-open) (T+1) 17:15-03:00	HKD 34,114	HKD 27,291	1060.12	0.05點 = HKD 250	HKD5000xIndex (HKD 36,165,000)	Front; Next & 2 Quarterly Mths	Cash
HSI Volatility Index	HKD	HKFE	VHS	E: 09:15 - 12:00; 13:00 - 16:30	HKD 28,302	HKD 22,641	3.73	0.05點 = HKD 250	HKD5000xIndex (HKD 105,500)	Front & Next 2 Mths	Cash
CES China 120 Index	HKD	HKFE	CHH	E: 09:15 - 12:00; 13:00 - 16:30	HKD 27,477	HKD 21,981	8.86	0.5點 = HKD 25	HKD50xIndex (HKD 243,500)	Front & Next 2 Mths	Cash
SGX Nikkei 225	JPY	SGX	NK	E: 07:30 - 14:25 (07:15 pre-open) (T+1) 14:55 - 05:15	JPY 715,000 (HKD 50,252)	JPY 650,000 (HKD 45,683)	19.66	5pt. = JPY 2,500	JPY500xIndex (HKD 987,993)	Front; Next 2 Mth & Next 12 Quarterly Mths	Cash
SGX Mini Nikkei 225	JPY	SGX	NS	E: 07:30 - 15:25 (07:15 pre-open) (T+1) 14:55 - 05:15	JPY 143,000 (HKD 10,050)	JPY 130,000 (HKD 9,137)	19.66	1pt. = JPY 100	JPY100xIndex (HKD 197,599)	Nearest 4 Quarterly Mth	Cash
SGX FTSE Xinhua China A50	USD	SGX	CN	E: 09:00 - 16:30 (08:45 pre-open) (T+1) 17:00 - 05:15	USD 990 (HKD 7,691)	USD 900 (HKD 6,992)	16.60	2.5pt. = USD 2.5	USD1xIndex (HKD 127,699)	Front; Next Mth & Quarterly Mths within 1 yr	Cash
SGX CNX Nifty	USD	SGX	IN	E: 09:00 - 18:10 (08:45 pre-open) (T+1) 18:40 - 05:15	USD 1,650 (HKD 12,819)	USD 1,500 (HKD 11,654)	19.22	0.5pt. = USD 1	USD2xIndex (HKD 246,339)	Front; Next Mth & 4 Quarterly Mths	Cash
SGX MSCI Singapore	SGD	SGX	SG	E: 08:30 - 17:10 (08:15 pre-open) (T+1) 17:40 - 05:15	SGD 1,540 (HKD 8,797)	SGD 1,400 (HKD 7,998)	23.47	0.05pt. = SGD 5	SGD 100xIndex (HKD 206,450)	2 Recent Non-Quarterly Mths & 4 Quarterly mths	Cash
Mini Dow Jones (\$5)	USD	CME-CBT	YM	E: 06:00 - 05:00 Trading halt 04:15 - 04:30	USD 9,900 (HKD 76,913)	USD 9,000 (HKD 69,921)	17.65	1pt. = USD 5	USD5xIndex (HKD 1,357,672)	4 Quarterly Mths	Cash
Micro Mini Dow Jones	USD	CME-CBT	MYM	E: 06:00 - 05:00 Trading halt 04:15 - 04:30	USD 990 (HKD 7,691)	USD 900 (HKD 6,992)	17.65	1pt. = USD 0.5	USD0.5xIndex (HKD 135,767)	4 Quarterly Mths	Cash
S&P 500	USD	CME	SP	E: 06:00 - 21:15; 04:30 - 05:00 O: 21:30 - 04:15	USD 60,500 (HKD 470,025)	USD 55,000 (HKD 427,295)	18.19	0.1pt. = USD 25	USD250xIndex (HKD 8,551,921)	O: 8 Quarterly Mths/ E: 1 Quarterly Mths (launch of Next Quarterly Mths 8 days before)	Cash
Mini S&P 500	USD	CME	ES	E: 06:00 - 05:00 Trading halt 04:15 - 04:30	USD 12,100 (HKD 94,005)	USD 11,000 (HKD 85,459)	18.19	0.25pt. = USD 12.5	USD50xIndex (HKD 1,710,345)	5 Quarterly Mths	Cash
Micro Mini S&P 500	USD	CME	MES	E: 06:00 - 05:00 Trading halt 04:15 - 04:30	USD 1,210 (HKD 9,400)	USD 1,100 (HKD 8,546)	18.19	0.25pt. = USD 1.25	USD5xIndex (HKD 171,035)	5 Quarterly Mths	Cash
CBOE volatility Index	USD	CBOE	VX	E: 06:00 - 21:30; 21:30 - 04:15; 04:30-05:00	USD 13,200 (HKD 102,551)	USD 10,000 (HKD 77,690)	1.54	0.05pt. = USD 50	USD1000xIndex (HKD 158,235)	9 Consecutive Mths; including 5 Mths on the Feb Quarterly Cycle	Cash
Mini Nasdaq 100	USD	CME	NQ	E: 06:00 - 05:00 Trading halt 04:15 - 04:30	USD 17,600 (HKD 136,734)	USD 16,000 (HKD 124,304)	17.16	0.25pt. = USD 5	USD20xIndex (HKD 2,345,927)	5 Quarterly Mths	Cash
Micro Mini Nasdaq 100	USD	CME	MNQ	E: 06:00 - 05:00 Trading halt 04:15 - 04:30	USD 1,760 (HKD 13,673)	USD 1,600 (HKD 12,430)	17.16	0.25pt. = USD 0.5	USD2xIndex (HKD 234,593)	5 Quarterly Mths	Cash
Mini Russell 2000	USD	CME	RTY	E: 06:00 - 05:00 Trading halt 04:15 - 04:30	USD 7,150 (HKD 55,548)	USD 6,500 (HKD 50,499)	15.42	0.1pt. = USD 5	USD20xIndex (HKD 856,571)	5 Quarterly Mths	Cash
Micro Mini Russell 2000	USD	CME	M2K	E: 06:00 - 05:00 Trading halt 04:15 - 04:30	USD 660 (HKD 5,128)	USD 600 (HKD 4,661)	16.71	0.1pt. = USD 0.5	USD20xIndex (HKD 85,657)	5 Quarterly Mths	Cash
Nikkei 225 USD	USD	CME	NKD	E: 06:00 - 05:00	USD 8,800 (HKD 68,367)	USD 8,000 (HKD 62,152)	16.02	5pt. = USD 25	USD5xIndex (HKD 1,095,429)	4 Quarterly Mths	Cash
DAX (DAX)	EUR	EUREX	DAX	E: 08:15 - 04:00	EUR 35,416 (HKD 323,875)	EUR 29,513 (HKD 0)	11.05	0.5點 = EUR 12.5	EUR25xIndex (HKD 3,578,624)	3 Quarterly Mths	Cash
Mini DAX (Mini DAX)	EUR	EUREX	FDXM	E: 07:00 - 04:00	EUR 7,085 (HKD 64,792)	EUR 5,904 (HKD 0)	11.05	1點 = EUR 5	EUR5xIndex (HKD 715,725)	3 Quarterly Mths	Cash
FTSE 100	GBP	NYSE-Liffe	Z	E: 08:00 - 04:00	GBP 7,361 (HKD 78,604)	GBP 6,134 (HKD 65,502)	9.46	0.5pt. = GBP 5	GBP10xIndex (HKD 743,383)	4 Quarterly Mths	Cash
FTSE Bursa Malaysia KLCI	MYR	BM	FKLI	E: 08:45 - 12:45; 14:30 - 17:15	MYR 5,040 (HKD 9,268)	MYR 4,200 (HKD 7,723)	15.12	0.5pt. = MYR 25	MYR50xIndex (HKD 140,164)	Front; Next & 2 Quarterly Mths	Cash
ASX SPI 200	AUD	ASX	AP	E: 06:50 - 13:30 & 14:10 - 04:00	AUD 15,048 (HKD 86,091)	AUD 12,540 (HKD 71,742)	12.23	1pt. = AUD 25	AUD25xIndex (HKD 1,053,110)	6 Quarterly Mths & 2 Non-Quarterly Mths	Cash
TFEX SET50	THB	TFEX	S50	E: 10:45 - 13:30; 15:15 - 17:55 (1/2 hour pre-open before each session open)	THB 12,388 (HKD 2,922)	THB 6,520 (HKD 1,538)	17.00	0.1pt. = THB 20	THB200xIndex (HKD 49,671)	3 Nearest Consecutive Mths & 3 Quarterly Mths	Cash
Stock Futures 											
HSBC Holdings Plc.	HKD	HKFE	HKB	E: 09:30 - 12:00; 13:00 - 16:00	HKD 0	HKD 1,020	13.48	0.01pt. = HKD 4	HKD400xprice (HKD 17,196)	Front; Next 2 Mths & Next 2 Quarterly Mths	Cash
China Mobile Limited	HKD	HKFE	CHT	E: 09:30 - 12:00; 13:00 - 16:00	HKD 0	HKD 1,297	15.46	0.01pt. = HKD 5	HKD500xprice (HKD 25,075)	Front; Next 2 Mths & Next 2 Quarterly Mths	Cash

Contract	Curr.	Exchange	Codes	Trading Time	I. Margin	M.Margin	Gearing	Tick Size	Contract Value	Contract Mth.	Cash/Physical Delivery
China Construction Bank	HKD	HKFE	CCB	E: 09:30 - 12:00; 13:00 - 16:00	HKD 410	HKD 328	13.34	0.01pt. = HKD 10	HKD1,000xprice (HKD 5,470)	Front; Next 2 Mths & Next 2 Quarterly Mths	Cash
ICBC	HKD	HKFE	ICB	E: 09:30 - 12:00; 13:00 - 16:00	HKD 315	HKD 252	14.03	0.01pt. = HKD 10	HKD1,000xprice (HKD 4,420)	Front; Next 2 Mths & Next 2 Quarterly Mths	Cash
CNOOC Limited	HKD	HKFE	CNC	E: 09:30 - 12:00; 13:00 - 16:00	HKD 764	HKD 611	10.62	0.01pt. = HKD 10	HKD1,000xprice (HKD 8,110)	Front; Next 2 Mths & Next 2 Quarterly Mths	Cash
Huaneng Power International	HKD	HKFE	HNP	E: 09:30 - 12:00; 13:00 - 16:00	HKD 388	HKD 310	13.97	0.01pt. = HKD 20	HKD2,000xprice (HKD 5,420)	Front; Next 2 Mths & Next 2 Quarterly Mths	Cash
Ping An Insurance	HKD	HKFE	PAI	E: 09:30 - 12:00; 13:00 - 16:00	HKD 2,593	HKD 2,074	13.74	0.01pt. = HKD 5	HKD500xprice (HKD 35,635)	Front; Next 2 Mths & Next 2 Quarterly Mths	Cash
China Merchants Bank	HKD	HKFE	CMB	E: 09:30 - 12:00; 13:00 - 16:00	HKD 3,205	HKD 2,564	9.82	0.01pt. = HKD 5	HKD500xprice (HKD 31,475)	Front; Next 2 Mths & Next 2 Quarterly Mths	Cash
Bank of China	HKD	HKFE	BCL	E: 09:30 - 12:00; 13:00 - 16:00	HKD 188	HKD 150	14.41	0.01pt. = HKD 10	HKD1,000xprice (HKD 2,710)	Front; Next 2 Mths & Next 2 Quarterly Mths	Cash
China Petroleum & Chemical	HKD	HKFE	CPC	E: 09:30 - 12:00; 13:00 - 16:00	HKD 692	HKD 553	1.05	0.01pt. = HKD 20	HKD2,000xprice (HKD 3,650)	Front; Next 2 Mths & Next 2 Quarterly Mths	Cash
Hong Kong Exchanges & Clearing	HKD	HKFE	HEX	E: 09:30 - 12:00; 13:00 - 16:00	HKD 3,950	HKD 3,160	13.16	0.01pt. = HKD 1	HKD100xprice (HKD 519,780)	Front; Next 2 Mths & Next 2 Quarterly Mths	Cash
PetroChina	HKD	HKFE	PEC	E: 09:30 - 12:00; 13:00 - 16:00	HKD 837	HKD 669	7.84	0.01pt. = HKD 20	HKD2,000xprice (HKD 3,280)	Front; Next 2 Mths & Next 2 Quarterly Mths	Cash
China Communications Construction	HKD	HKFE	CCC	E: 09:30 - 12:00; 13:00 - 16:00	HKD 246	HKD 196	15.00	0.01pt. = HKD 10	HKD1,000xprice (HKD 3,690)	Front; Next 2 Mths & Next 2 Quarterly Mths	Cash
China Life Insurance	HKD	HKFE	CLI	E: 09:30 - 12:00; 13:00 - 16:00	HKD 1,033	HKD 826	13.15	0.01pt. = HKD 10	HKD1,000xprice (HKD 13,580)	Front; Next 2 Mths & Next 2 Quarterly Mths	Cash
Bank of Communications	HKD	HKFE	BCM	E: 09:30 - 12:00; 13:00 - 16:00	HKD 344	HKD 275	13.23	0.01pt. = HKD 10	HKD1,000xprice (HKD 4,550)	Front; Next 2 Mths & Next 2 Quarterly Mths	Cash
China Minsheng Banking Corporation	HKD	HKFE	MSB	E: 09:30 - 12:00; 13:00 - 16:00	HKD 2,713	HKD 2,170	12.94	0.01pt. = HKD 100	HKD10,000xprice (HKD 3,510)	Front; Next 2 Mths & Next 2 Quarterly Mths	Cash
Tencent Holdings Ltd.	HKD	HKFE	TCH	E: 09:30 - 12:00; 13:00 - 16:00	HKD 4,974	HKD 3,979	10.65	0.01pt. = HKD 100	HKD100xprice (HKD 529,910)	Front; Next 2 Mths & Next 2 Quarterly Mths	Cash
Xiaomi Corporation	HKD	HKFE	MIU	E: 09:30 - 12:00; 13:00 - 16:00	HKD 2,713	HKD 2,170	0.97	0.01pt. = HKD 100	HKD100xprice (HKD 26,300)	Front; Next 2 Mths & Next 2 Quarterly Mths	Cash
Meituan DianPing	HKD	HKFE	MET	E: 09:30 - 12:00; 13:00 - 16:00	HKD 23,501	HKD 18,800	1.16	0.01pt. = HKD 100	HKD100xprice (HKD 272,040)	Front; Next 2 Mths & Next 2 Quarterly Mths	Cash
Anhui Conch cement Co. Ltd.	HKD	HKFE	ACC	E: 09:30 - 12:00; 13:00 - 16:00	HKD 1,396	HKD 1,116	2.83	0.01pt. = HKD 100	HKD100xprice (HKD 39,530)	Front; Next 2 Mths & Next 2 Quarterly Mths	Cash
CSOP FTSE China A50 ETF	HKD	HKFE	CSA	E: 09:30 - 12:00; 13:00 - 16:00	HKD 6,463	HKD 5,170	14.44	0.01pt. = HKD 50	HKD5,000xprice (HKD 18,670)	Front; Next 2 Mths & Next 2 Quarterly Mths	Cash
iShares FTSE A50 China Index ETF	HKD	HKFE	A50	E: 09:30 - 12:00; 13:00 - 16:00	HKD 6,583	HKD 5,266	14.43	0.01pt. = HKD 50	HKD5,000xprice (HKD 19,000)	Front; Next 2 Mths & Next 2 Quarterly Mths	Cash
China AMC CSI 300 Index ETF	HKD	HKFE	AMC	E: 09:30 - 12:00; 13:00 - 16:00	HKD 8,325	HKD 6,660	14.90	0.01pt. = HKD 20	HKD2,000xprice (HKD 62,020)	Front; Next 2 Mths & Next 2 Quarterly Mths	Cash
Agricultural Futures					 Guotai Junan Futures (HK) Limited						
Com	USD	CME-CBT	C	E: 08:00 - 20:45; 21:30 - 02:20	USD 2,640 (HKD 20,510)	USD 2,400 (HKD 18,646)	10.36	0.0025 = USD 12.5	5,000 bushel (HKD 212,579)	Mar; May; Jul; Sep; Dec	Physical
Mini-sized Corn	USD	CME-CBT	YC	E: 08:00 - 20:45; 21:30 - 02:45	USD 528 (HKD 4,102)	USD 480 (HKD 3,729)	10.36	0.00125 = USD 1.25	1,000 bushel (HKD 42,516)	Mar; May; Jul; Sep; Dec	Physical
Soybeans	USD	CME-CBT	S	E: 08:00 - 20:45; 21:30 - 02:20	USD 5,500 (HKD 42,730)	USD 5,000 (HKD 38,845)	12.74	0.0025 = USD 12.5	5,000 bushel (HKD 544,218)	Jan; Mar; May; Jul; Aug; Sep; Nov	Physical
Mini-sized Soybean	USD	CME-CBT	YK	E: 08:00 - 20:45; 21:30 - 02:45	USD 1,100 (HKD 8,546)	USD 1,000 (HKD 7,769)	12.74	0.00125 = USD 1.25	1,000 bushel (HKD 108,844)	Jan; Mar; May; Jul; Aug; Sep; Nov	Physical
Wheat	USD	CME-CBT	W	E: 08:00 - 20:45; 21:30 - 02:20	USD 2,530 (HKD 19,656)	USD 2,300 (HKD 17,869)	13.52	0.0025 = USD 12.5	5,000 bushel (HKD 265,700)	Mar; May; Jul; Sep; Dec	Physical
Mini-sized Wheat	USD	CME-CBT	YW	E: 08:00 - 20:45; 21:30 - 02:45	USD 506 (HKD 3,931)	USD 460 (HKD 3,574)	13.52	0.00125 = USD 1.25	1,000 bushel (HKD 53,140)	Mar; May; Jul; Sep; Dec	Physical
Soybean Meal	USD	CME-CBT	SM	E: 08:00 - 20:45; 21:30 - 02:20	USD 3,025 (HKD 23,501)	USD 2,750 (HKD 21,365)	11.69	0.1 = USD 10	100 short ton (HKD 274,712)	Jan; Mar; May; Jul; Aug; Sep; Oct; Dec	Physical
Soybean Oil	USD	CME-CBT	BO	E: 08:00 - 20:45; 21:30 - 02:20	USD 3,410 (HKD 26,492)	USD 3,100 (HKD 24,084)	11.55	0.0001 = USD 6	60,000 lbs (HKD 306,068)	Jan; Mar; May; Jul; Aug; Sep; Oct; Dec	Physical
Oats	USD	CME-CBT	O	E: 08:00 - 20:45; 21:30 - 02:20	USD 880 (HKD 6,837)	USD 800 (HKD 6,215)	26.22	0.0025 = USD 12.5	5,000 bushel (HKD 179,270)	Mar; May; Jul; Sep; Dec	Physical
Rough Rice	USD	CME-CBT	RR	E: 08:00 - 20:45; 21:30 - 02:20	USD 1,430 (HKD 11,110)	USD 1,300 (HKD 10,100)	19.04	0.005 = USD 10	2,000 cwt (HKD 211,550)	Jan; Mar; May; Jul; Sep; Nov	Physical

Contract	Curr.	Exchange	Codes	Trading Time	I. Margin	M.Margin	Gearing	Tick Size	Contract Value	Contract Mth.	Cash/Physical Delivery
KCBT Wheat	USD	KCBT	KB	E: 08:00 - 20:45; 21:30 - 02:20	USD 2,585 (HKD 20,083)	USD 2,350 (HKD 18,257)	12.50	0.0025 = USD 12.5	5,000 bushel (HKD 250,939)	Mar; May; Jul; Sep; Dec	Physical
Cocoa	USD	ICE US	CC	E: 16:45 - 01:30(08:00 pre-open)	USD 2,280 (HKD 17,713)	USD 1,900 (HKD 14,761)	10.37	1 = USD 10	10 metric ton (HKD 183,659)	Mar; May; Jul; Sep; Dec	Physical
Coffee	USD	ICE US	KC	E: 14:15 - 01:30 (08:00 pre-open)	USD 4,860 (HKD 37,757)	USD 4,050 (HKD 31,464)	14.81	0.0005 = USD 18.75	37,500 lbs (HKD 559,222)	Mar; May; Jul; Sep; Dec	Physical
Cotton	USD	ICE US	CT	E: 09:00 - 02:20 (08:00 pre-open)	USD 3,180 (HKD 24,705)	USD 2,650 (HKD 20,588)	14.20	0.0001 = USD 5	50,000 lbs (HKD 350,848)	Mar; May; Jul; Oct; Dec	Physical
FCOJ-A	USD	ICE US	OJ	E: 20:00 - 02:00 (08:00 pre-open)	USD 1,512 (HKD 11,747)	USD 1,260 (HKD 9,789)	13.63	0.0005 = USD 7.5	15,000 lbs (HKD 160,061)	Jan; Mar; May; Jul; Sep; Nov	Physical
Sugar No.11	USD	ICE US	SB	E: 15:30 - 01:00 (08:00 pre-open)	USD 1,344 (HKD 10,442)	USD 1,120 (HKD 8,701)	15.14	0.0001 = USD 11.2	112,000 lbs (HKD 158,102)	Mar; May; Jul; Oct	Physical
Lumber	USD	CME	LB	E: 22:00 - 04:05	USD 9,900 (HKD 76,913)	USD 9,000 (HKD 69,921)	7.04	0.1 = USD 11	110,000 board feet (HKD 541,810)	Jan; Mar; May; Jul; Sep; Nov	Physical
Lean Hogs	USD	CME	LH	E: 21:30 - 02:05	USD 1,980 (HKD 15,383)	USD 1,800 (HKD 13,984)	18.71	0.00025 = USD 10	40,000 lbs (HKD 287,841)	Feb; Apr; May; Jun; Jul; Aug; Oct; Dec	Cash
Live Cattle	USD	CME	LC	E: 21:30 - 02:05	USD 1,760 (HKD 13,673)	USD 1,600 (HKD 12,430)	27.61	0.00025 = USD 10	40,000 lbs (HKD 377,573)	Feb; Apr; Jun; Aug; Oct; Dec	Physical
Feeder Cattle	USD	CME	FC	E: 21:30 - 02:05	USD 3,190 (HKD 24,783)	USD 2,900 (HKD 22,530)	25.09	0.00025 = USD 12.5	50,000 lbs (HKD 621,811)	Jan; Mar; Apr; May; Aug; Sep; Oct; Nov	Cash
Crude Palm Oil	MYR	BM	FCPO	E: 10:30 - 12:30; 14:30 - 18:00	MYR 7,920 (HKD 14,563)	MYR 6,000 (HKD 11,033)	14.34	1 = MYR 25	25 metric ton (HKD 208,798)	Front; Next 5 Consecutive Mths & Alternate Mths up to 24 Mths	Physical
SGX SICOM Technically Specified Rubber 20	USD	SGX	TF	E: 07:55 - 18:00	USD 880 (HKD 6,837)	USD 800 (HKD 6,215)	9.30	1 = USD 50	5 metric ton (HKD 63,550)	Nearest 12 Mths	Physical
NYSE Liffe Cocoa	GBP	NYSE-Liffe	C	E: 16:30 - 23:55	GBP 2,088 (HKD 22,297)	GBP 1,740 (HKD 18,581)	7.62	1 = GBP 10	10 tonnes (HKD 169,895)	Nearest 10 Contract Mths of Mar; May; Jul; Sep & Dec	Physical
NYSE Liffe Robusta Coffee	USD	NYSE-Liffe	RC	E: 16:00 - 00:30	USD 1,500 (HKD 11,654)	USD 1,250 (HKD 9,711)	12.79	1 = USD 10	10 tonnes (HKD 149,009)	Nearest 10 Contract Mths of Jan; Mar; May; Jul; Sep & Dec	Physical
NYSE Liffe White Sugar No. 407	USD	NYSE-Liffe	W	E: 15:45 - 00:00	USD 2,192 (HKD 17,030)	USD 1,827 (HKD 14,194)	10.44	0.1 = USD 5	50 tonnes (HKD 177,794)	Nearest 8 Contract Mths of Mar; May; Aug; Sep; Dec	Physical
Currencies Futures											
 CIBC Global Japan Futures (HK) Limited											
AUD/USD	USD	CME	AD	E: 06:00 - 05:00	USD 2,772 (HKD 21,536)	USD 1,800 (HKD 13,984)	26.57	0.0001 = USD 10	AUD 100,000 (HKD 572,226)	3 Consecutive Mths & 20 mths in the March Quarterly	Physical
GBP/USD	USD	CME	BP	E: 06:00 - 05:00	USD 3,696 (HKD 28,714)	USD 2,400 (HKD 18,646)	23.26	0.0001 = USD 6.25	GBP 62,500 (HKD 667,891)	3 Consecutive Mths & 20 mths in the March Quarterly	Physical
CAD/USD	USD	CME	CD	E: 06:00 - 05:00	USD 1,694 (HKD 13,161)	USD 1,100 (HKD 8,546)	46.94	0.0001 = USD 10	CAD 100,000 (HKD 617,752)	3 Consecutive Mths & 220 mths in the March Quarterly	Physical
EUR/USD	USD	CME	EC	E: 06:00 - 05:00	USD 3,388 (HKD 26,321)	USD 2,200 (HKD 17,092)	43.47	0.0001 = USD 12.5	EUR 125,000 (HKD 1,144,228)	3 Consecutive Mths & 20 mths in the March Quarterly	Physical
E-mini EUR/USD	USD	CME	EZ	E: 06:00 - 05:00	USD 1,694 (HKD 13,161)	USD 1,320 (HKD 10,255)	43.47	0.0001 = USD 6.25	EUR 62,500 (HKD 572,138)	2 Consecutive Quarterly Mths	Physical
JPY/USD	USD	CME	JY	E: 06:00 - 05:00	USD 3,157 (HKD 24,527)	USD 2,050 (HKD 15,926)	35.83	0.0000005 = USD 6.25	JPY 12.5M (HKD 878,674)	3 Consecutive Mths & 20 mths in the March Quarterly	Physical
E-mini JPY/USD	USD	CME	JZ	E: 06:00 - 05:00	USD 1,579 (HKD 12,267)	USD 1,025 (HKD 7,963)	35.81	0.000001 = USD 6.25	JPY 6.25M (HKD 439,337)	2 Consecutive Quarterly Mths	Physical
EUR/JPY	JPY	CME	RY	E: 06:00 - 05:00	JPY 462,000 (HKD 32,470)	JPY 360,000 (HKD 25,302)	35.23	0.01 = JPY 1,250	EUR 125,000 (HKD 1,144,019)	6 Consecutive Quarterly Mths	Physical
NZD/USD	USD	CME	NE	E: 06:00 - 05:00	USD 2,926 (HKD 22,732)	USD 2,280 (HKD 17,713)	23.85	0.0001 = USD 10	NZD 100,000 (HKD 542,121)	6 Consecutive Quarterly Mths	Physical
CHF/USD	USD	CME	SF	E: 06:00 - 05:00	USD 5,082 (HKD 39,482)	USD 3,000 (HKD 23,307)	26.76	0.0001 = USD 12.5	CHF 125,000 (HKD 1,056,584)	20 mths in the March Quarterly	Physical
RMB/USD	USD	CME	RMB	E: 06:00 - 05:00	USD 7,590 (HKD 58,967)	USD 4,140 (HKD 32,164)	20.26	0.00001 = USD 10	RMB 1,000,000 (HKD 1,194,950)	13 Consecutive Mths & Next 2 Quarterly Mths	Cash
USD/RMB	CNY	HKFE	CUS	E: 08:30 - 16:30; 17:15 - 03:00	CNY 22,556 (HKD 27,039)	CNY 12,631 (HKD 15,142)	28.77	0.0001 = CNY 10	USD 100,000 (HKD 777,931)	Front; Next 3 Mths & Next 6 Quarterly Mths	Physical
CNY/USD	USD	SGX	CY	E: 07:00 - 17:55; 18:15 - 05:15	USD 1,760 (HKD 13,673)	USD 800 (HKD 6,215)	43.79	0.0001 = USD 5	CNY 500,000 (HKD 598,718)	13 monthly followed by the next 8 quarterly months	Cash
USD/CNH	RMB	SGX	UC	E: 07:00 - 17:55; 18:15 - 05:15	CNY 11,000 (HKD 13,186)	CNY 5,000 (HKD 5,994)	58.98	0.0001 = CNY 10	USD 100,000 (HKD 777,679)	13 monthly followed by the next 8 quarterly months	Cash
USD/SDG	SGD	SGX	US	E: 07:00 - 19:30; 19:50 - 05:15	SGD 1,210 (HKD 6,912)	SGD 550 (HKD 3,142)	28.11	0.0001 = SGD 2.5	USD 25,000 (HKD 194,311)	12 Consecutive Mths	Cash
MXN/USD	USD	CME	MP	E: 06:00 - 05:00	USD 2,156 (HKD 16,750)	USD 1,400 (HKD 10,877)	11.53	0.000025 = USD 12.5	MXP 500,000 (HKD 193,060)	13 Consecutive Mths & Next 2 Quarterly Mths	Physical
US Dollar Index	USD	ICE-US	DX	E: 08:00 - 05:00 (07:30 pre-open) Open 06:00 on Monday (05:30 pre-open)	USD 3,420 (HKD 26,570)	USD 2,280 (HKD 17,713)	27.17	0.005 = USD 5	USD1,000 x Index (HKD 721,958)	4 Quarterly Mths	Physical

Contract	Curr.	Exchange	Codes	Trading Time	I. Margin	M.Margin	Gearing	Tick Size	Contract Value	Contract Mth.	Cash/Physical Delivery
Interest Rate Futures											
 Guotai Junan Futures (HK) Limited											
30-Year U.S. Treasury Bond	USD	CME-CBT	US	E: 06:00 - 05:00	USD 5,390 (HKD 41,875)	USD 3,500 (HKD 27,192)	30.43	1/32 = USD 31.25	USD100,000 (HKD 1,274,359)	3 Quarterly Mths	Physical
10-Year U.S. Treasury Note	USD	CME-CBT	TY	E: 06:00 - 05:00	USD 2,349 (HKD 18,249)	USD 1,525 (HKD 11,848)	57.11	0.5/32 = USD 15.625	USD100,000 (HKD 1,042,139)	5 Quarterly Mths	Physical
5-Year U.S. Treasury Note	USD	CME-CBT	FV	E: 06:00 - 05:00	USD 1,117 (HKD 8,678)	USD 725 (HKD 5,633)	111.27	0.25/32 = USD 7.8125	USD100,000 (HKD 965,602)	5 Quarterly Mths	Physical
2-Year U.S. Treasury Note	USD	CME-CBT	TU	E: 06:00 - 05:00	USD 616 (HKD 4,786)	USD 350 (HKD 2,719)	358.04	0.25/32 = USD 15.625	USD200,000 (HKD 1,713,489)	5 Quarterly Mths	Physical
Three Month Eurodollar (Eurodollar)	USD	CME	GE	E: 06:00 - 05:00	USD 1,056 (HKD 8,204)	USD 600 (HKD 4,661)	236.44	0.005 = USD 12.5	USD1,000,000 (HKD 1,939,774)	Nearest 40 Months in the March Quarterly cycle & nearest 4 serial Months	Cash
30 Day Federal Fund	USD	CME	ZO	E: 06:00 - 05:00	USD 651 (HKD 5,058)	USD 465 (HKD 3,613)	639.61	0.005 = USD 20.835	USD5,000,000 (HKD 3,234,881)	First 36 Calendar Months	Cash
Euro-Bund	EUR	EUREX	FGBL	E: 07:00 - 04:00	EUR 2,664	EUR 2,220	65.99	0.01 = EUR 10	EUR100,000	9 Consecutive Quarterly Mths	Physical
					(HKD 24,362)	(HKD 20,302)			(HKD 1,607,763)		
Euro-Bobl	EUR	EUREX	FGBM	E: 07:00 - 04:00	EUR 1,174	EUR 978	115.07	0.01 = EUR 10	EUR100,000	9 Consecutive Quarterly Mths	Physical
					(HKD 10,736)	(HKD 8,944)			(HKD 1,235,383)		
Euro-Schatz	EUR	EUREX	FGBS	E: 07:00 - 04:00	EUR 301	EUR 251	373.06	0.005 = EUR 5	EUR100,000	9 Consecutive Quarterly Mths	Physical
					(HKD 2,753)	(HKD 2,295)			(HKD 1,026,880)		
Three Month Euro (EURIBOR)	EUR	NYSE-Liffe	I	E: 08:00 - 04:00	EUR 646 (HKD 5,908)	EUR 538 (HKD 4,920)	389.09	0.005pt. = EUR 12.5	EUR 1,000,000 (HKD 2,298,568)	6 Consecutive Mths & Next 22 Quarterly Mths	Cash
Three Month Sterling (Short Sterling)	GBP	NYSE-Liffe	L	E: 14:30 - 01:00	GBP 302 (HKD 3,225)	GBP 252 (HKD 2,691)	413.58	0.01pt. = GBP 12.5	GBP500,000 (HKD 1,333,743)	3 Consecutive Mths & Next 23 Quarterly Mths	Cash
Long Gilt	GBP	NYSE-Liffe	R	E: 15:00 - 01:00	GBP 3,420 (HKD 36,520)	GBP 2,850 (HKD 30,434)	37.87	0.01pt. = GBP 10	GBP100,000 (HKD 1,382,971)	3 Quarterly Mths	Physical
Energies Futures											
 Guotai Junan Futures (HK) Limited											
Light Sweet Crude Oil (WTI)	USD	CME-NYMEX	CL	E: 06:00 - 05:00	USD 5,995 (HKD 46,575)	USD 5,450 (HKD 42,341)	12.02	0.01 = USD 10	1,000 barrels (HKD 559,912)	Consecutive Mths within 6 yrs & Next 6 Mths of Jun; Dec Quarterly Mth	Physical
E-mini Light Sweet Crude Oil-Financial (WTI)	USD	CME-NYMEX	QM	E: 06:00 - 05:00	USD 2,998 (HKD 23,291)	USD 2,725 (HKD 21,171)	12.02	0.025 = USD 12.5	500 barrels (HKD 279,975)	Consecutive Mths within 6 yrs	Cash
NY Harbor ULSGD	USD	CME-NYMEX	HO	E: 06:00 - 05:00	USD 6,105 (HKD 47,430)	USD 5,550 (HKD 43,118)	14.68	0.0001 = USD 4.2	42,000 gallons (HKD 696,287)	49 Consecutive Mths	Physical
E-mini NY Harbor ULSGD- Financial	USD	CME-NYMEX	QH	E: 06:00 - 05:00	USD 3,053 (HKD 23,719)	USD 2,775 (HKD 21,559)	14.68	0.001 = USD 21	21,000 gallons (HKD 348,160)	12 Consecutive Mths	Cash
Natural Gas (Henry Hub)	USD	CME-NYMEX	NG	E: 06:00 - 05:00	USD 2,475 (HKD 19,228)	USD 2,250 (HKD 17,480)	16.40	0.001 = USD 10	10,000 mmBtu (HKD 315,421)	Consecutive Mths within 9 yrs	Physical
E-mini Natural Gas (Henry Hub) - Financial	USD	CME-NYMEX	QG	E: 06:00 - 05:00	USD 619 (HKD 4,809)	USD 563 (HKD 4,374)	16.40	0.005 = USD 12.5	2,500 mmBtu (HKD 78,855)	Consecutive Mths within 6 yrs	Cash
RBOB Gasoline	USD	CME-NYMEX	RB	E: 06:00 - 05:00	USD 6,875 (HKD 53,412)	USD 6,250 (HKD 48,556)	14.00	0.0001 = USD 4.2	42,000 gallons (HKD 747,647)	36 Consecutive Mths	Physical
ICE Brent Crude	USD	ICE-EUROPE	BRN	E: 08:00 - 06:00	USD 6,588 (HKD 51,182)	USD 5,490 (HKD 42,652)	11.25	0.01 = USD 10	1,000 barrels (HKD 575,683)	72 Consecutive Mths & Next 6 Mths of Jun; Dec Quarterly Mth	Cash/Physical
ICE WTI Crude	USD	ICE-EUROPE	WBS	E: 08:00 - 06:00	USD 10,152 (HKD 78,871)	USD 8,460 (HKD 65,726)	7.10	0.01 = USD 10	1,000 barrels (HKD 559,912)	72 Consecutive Mths & Next 6 Mths of Jun; Dec Quarterly Mth	Cash
ICE LS Gasoil	USD	ICE-EUROPE	GAS	E: 08:00 - 06:00	USD 4,457 (HKD 34,626)	USD 3,714 (HKD 28,854)	13.44	0.25 = USD 25	100 metric ton (HKD 465,363)	36 Consecutive Mths; Next 12 Quarterly Mths & Next 6 Mths of Jun; Dec Quarterly	Physical
Fuel Oil 380cst	USD	SGX	FB	E: 09:30 - 18:30 (09:15 pre-open); (T+1) 19:30 - 02:00 (19:15 pre-open)	USD 3,300 (HKD 25,638)	USD 3,000 (HKD 23,307)	12.39	0.1 = USD 100	100 tonne (HKD 317,628)	12 Consecutive Mths	Physical
Metals Futures											
 Guotai Junan Futures (HK) Limited											
COMEX Silver	USD	CME-NYMEX (COMEX)	SI	E: 06:00 - 05:00	USD 7,425 (HKD 57,685)	USD 6,750 (HKD 52,441)	8.50	0.005 = USD 12.5	2,500 Loz (HKD 490,088)	Jan; Mar; May; Jul; Sep; Dec	Physical
COMEX Copper	USD	CME-NYMEX (COMEX)	HG	E: 06:00 - 05:00	USD 6,600 (HKD 51,275)	USD 6,000 (HKD 46,614)	16.67	0.0005 = USD 12.5	25,000 lbs (HKD 854,590)	Front & Next 23 Consecutive Mths	Physical
Palladium	USD	CME-NYMEX	PA	E: 06:00 - 05:00	USD 34,100 (HKD 264,923)	USD 31,000 (HKD 240,839)	7.81	0.05 = USD 5	100 Loz (HKD 2,068,419)	3 Consecutive Mths & Quarterly Mths within 15 Mths	Physical
Platinum	USD	CME-NYMEX	PL	E: 06:00 - 05:00	USD 5,060 (HKD 39,311)	USD 4,600 (HKD 35,737)	10.49	0.1 = USD 5	50 Loz (HKD 412,301)	3 Consecutive Mths & Jan; Apr; Jul; Oct within 15 Mths	Physical
LME Aluminium	USD	LME***	AHD	E: 08:00 - 02:00 O: 18:40 - 00:00	USD 3,630 (HKD 28,201)	USD 3,025 (HKD 23,501)	17.23	0.5 = USD 12.5 0.25 = USD 6.25	25 tonne (HKD 486,048)	3 Mths Prompt	Physical
LME Copper	USD	LME***	CAD	E: 08:00 - 02:00 O: 18:40 - 00:00	USD 18,900 (HKD 146,834)	USD 15,750 (HKD 122,362)	12.59	0.5 = USD 12.5 0.25 = USD 6.25	25 tonne (HKD 1,848,245)	3 Mths Prompt	Physical
LME Lead	USD	LME***	PBD	E: 08:00 - 02:00 O: 18:40 - 00:00	USD 4,170 (HKD 32,397)	USD 3,475 (HKD 26,997)	14.24	0.5 = USD 12.5 0.25 = USD 6.25	25 tonne (HKD 461,284)	3 Mths Prompt	Physical

Contract	Curr.	Exchange	Codes	Trading Time	I. Margin	M.Margin	Gearing	Tick Size	Contract Value	Contract Mth.	Cash/Physical Delivery
LME Nickel	USD	LME***	ND	E : 08:00 - 02:00 O : 18:40 - 00:00	USD 10,440 (HKD 81,108)	USD 8,700 (HKD 67,590)	11.13	5 = USD 30 1 = USD 6	6 tonne (HKD 903,006)	3 Mths Prompt	Physical
LME Tin	USD	LME***	SD	E : 08:00 - 02:00 O : 18:40 - 00:00	USD 19,500 (HKD 151,496)	USD 16,250 (HKD 126,246)	8.85	5 = USD 25 1 = USD 5	5 tonne (HKD 1,340,153)	3 Mths Prompt	Physical
LME Zinc	USD	LME***	ZSD	E : 08:00 - 02:00 O : 18:40 - 00:00	USD 4,950 (HKD 38,457)	USD 4,125 (HKD 32,047)	14.96	0.5 = USD 12.5 0.25 = USD 6.25	25 tonne (HKD 575,489)	3 Mths Prompt	Physical
SGX TSI Iron Ore CFR China (62% Fe Fines)	USD	SGX	FEF	E : 07:25 - 20:00 (T+1) 20:15 - 05:15	USD 2,750 (HKD 21,365)	USD 2,500 (HKD 19,423)	7.74	0.01pt. = USD 1	100 metric toz (HKD 165,449)	48 Consecutive Mths	Cash
HKEX USD Gold	USD	HKFE	GDU	E : 09:00 - 16:15 (T+1): 17:00 - 03:00	USD 3,398 (HKD 5,863)	USD 2,265 (HKD 4,690)	17.09	0.01=USD 10	1 kg (HKD 76,263)	Spot Month and the next eleven mths	Physical
HKEX CNY Gold	RMB	HKFE	GDR	E : 09:00 - 16:15 (T+1): 17:00 - 03:00	CNY 25,658 (HKD 5,863)	CNY 14,661 (HKD 4,690)	14.68	0.05 = CNY 50	1 kg (HKD 76,263)	Spot Month and the next eleven mths	Physical
USD Mini LME Aluminium	USD	HKFE	LUA	E : 09:00 - 16:15 (T+1): 17:00 - 03:00	USD 776 (HKD 6,029)	USD 620 (HKD 4,817)	16.08	1 = USD 5	5 tonne (HKD 96,938)	Spot Month and the next eleven mths	Cash
USD Mini LME Copper	USD	HKFE	LUC	E : 09:00 - 16:15 (T+1): 17:00 - 03:00	USD 3,431 (HKD 26,655)	USD 2,744 (HKD 21,318)	13.86	1 = USD 5	5 tonne (HKD 369,571)	Spot Month and the next eleven mths	Cash
USD Mini LME Nickel	USD	HKFE	LUN	E : 09:00 - 16:15 (T+1): 17:00 - 03:00	USD 1,542 (HKD 11,980)	USD 1,233 (HKD 9,579)	12.48	1 = USD 1	1 tonne (HKD 149,545)	Spot Month and the next eleven mths	Cash
USD Mini LME Lead	USD	HKFE	LUP	E : 09:00 - 16:15 (T+1): 17:00 - 03:00	USD 879 (HKD 6,829)	USD 703 (HKD 5,462)	13.72	1 = USD 5	5 tonne (HKD 93,714)	Spot Month and the next eleven mths	Cash
USD Mini LME Tin	USD	HKFE	LUN	E : 09:00 - 16:15 (T+1): 17:00 - 03:00	USD 3,537 (HKD 27,479)	USD 2,829 (HKD 21,979)	9.89	1 = USD 1	1 tonne (HKD 271,721)	Spot Month and the next eleven mths	Cash
USD Mini LME Zinc	USD	HKFE	LUZ	E : 09:00 - 16:15 (T+1): 17:00 - 03:00	USD 1,117 (HKD 8,678)	USD 893 (HKD 6,938)	13.25	1 = USD 5	5 tonne (HKD 115,020)	Spot Month and the next eleven mths	Cash
CNY Mini LME Aluminium	RMB	HKFE	LRA	E : 09:00 - 16:15 (T+1): 17:00 - 03:00	CNY 5,187 (HKD 6,218)	CNY 4,149 (HKD 4,974)	15.58	0.5 = CNY 2.5	5 tonne (HKD 96,861)	Spot Month and the next eleven mths	Cash
CNY Mini LME Zinc	RMB	HKFE	LRZ	E : 09:00 - 16:15 (T+1): 17:00 - 03:00	CNY 6,876 (HKD 8,243)	CNY 5,500 (HKD 6,593)	13.94	0.5 = CNY 2.5	5 tonne (HKD 114,932)	Spot Month and the next eleven mths	Cash
CNY Mini LME Copper	RMB	HKFE	LRC	E : 09:00 - 16:15 (T+1): 17:00 - 03:00	CNY 22,530 (HKD 27,008)	CNY 18,024 (HKD 21,607)	27.35	0.5 = CNY 5	5 tonne (HKD 738,563)	Spot Month and the next eleven mths	Cash

* United States; Europe & Australia have day light saving time, relevant information will be updated accordingly.

**

Note: Physical delivery is **not** available by Guatai Junan Futures (HK) Ltd. Force Liquidation will be taken if deliverable contracts are not settled by clients 3 days before first notice day or last trading day (earlier day is applied).

All capital involved in the LME market can only be withdrawn or applied to other markets after prompt day specified by LME though, it can be applied to the LME again.

Name of Exchange

Exchange Code

Australian Securities Exchange

ASX

Bursa Malaysia Berhad

BM

Chicago Mercantile Exchange

CME

CME - Chicago Board of Trade

CME-CBT

CME - New York Mercantile Exchange

CME-NYMEX

European Exchange

EUREX

Hong Kong Exchange

HKEX

Intercontinental Exchange Europe

ICE-EUROPE

Intercontinental Exchange U.S.

ICE-US

Korea Exchange

KRX

London Metal Exchange

LME

NYSE Liffe

NYSE-Liffe

NYSE-Liffe US

NYSE-Liffe US

Contract	Curr.	Exchange	Codes	Trading Time	I. Margin	M.Margin	Gearing	Tick Size	Contract Value	Contract Mth.	Cash/Physical Delivery
Osaka Securities Exchange		OSE									
Singapore Exchange		SGX									
Thailand Futures Exchange		TFEX									
Tokyo Commodity Exchange		TOCOM									
Tokyo Grain Exchange		TGE									
Tokyo Stock Exchange		TSE									