








Contract	Curr.	Exchange	Codes	Trading Time	I. Margin	M.Margin	Gearing	Tick Size	Contract Value	Contract Mth.	Cash/Physical Delivery
Stock Index Futures 											
Hang Seng	HKD	HKFE	HSI	E: 09:15 - 12:00; 13:00 - 16:30 (08:45 pre-open) (T+1) 17:15-03:00	HKD 122,426	HKD 97,940	11.76	1pt. = HKD 50	HKD50xIndex (HKD 1,440,300)	Front; Next & 2 Quarterly Mths & following 5 Decembers Mths	Cash
Mini Hang Seng	HKD	HKFE	MHI	E: 09:15 - 12:00; 13:30 - 16:30 (08:45 pre-open) (T+1) 17:15-03:00	HKD 24,485	HKD 19,588	11.76	1pt. = HKD 10	HKD10xIndex (HKD 288,060)	Front; Next & 2 Quarterly Mths	Cash
Hang Seng China Enterprises	HKD	HKFE	HHI	E: 09:15 - 12:00; 13:30 - 16:30 (08:45 pre-open) (T+1) 17:15-03:00	HKD 45,885	HKD 36,708	11.69	1pt. = HKD 50	HKD50xIndex (HKD 107,270)	Front; Next & 2 Quarterly Mths & following 5 Decembers Mths	Cash
Mini Hang Seng China Enterprises	HKD	HKFE	MCH	E: 09:15 - 12:00; 13:30 - 16:30 (08:45 pre-open) (T+1) 17:15-03:00	HKD 9,177	HKD 7,341	11.69	1pt. = HKD 10	HKD10xIndex (HKD 107,270)	Front; Next & 2 Quarterly Mths	Cash
Hang Seng Tech Index	HKD	HKFE	HTI	E: 09:15 - 12:00; 13:30 - 16:30 (08:45 pre-open) (T+1) 17:15-03:00	HKD 41,097	HKD 32,877	972.58	0.05點 = HKD 250	HKD5000xIndex (HKD 39,970,000)	Front; Next & 2 Quarterly Mths	Cash
HSI Volatility Index	HKD	HKFE	VHS	E: 09:15 - 12:00; 13:00 - 16:30	HKD 27,610	HKD 22,088	3.14	0.05點 = HKD 250	HKD5000xIndex (HKD 86,750)	Front & Next 2 Mths	Cash
CES China 120 Index	HKD	HKFE	CHH	E: 09:15 - 12:00; 13:00 - 16:30	HKD 27,451	HKD 21,960	8.87	0.5點 = HKD 25	HKD50xIndex (HKD 243,500)	Front & Next 2 Mths	Cash
SGX Nikkei 225	JPY	SGX	NK	E: 07:30 - 14:25 (07:15 pre-open) (T+1) 14:55 - 05:15	JPY 715,000 (HKD 50,606)	JPY 650,000 (HKD 46,006)	20.21	5pt. = JPY 2,500	JPY500xIndex (HKD 1,022,564)	Front; Next 2 Mth & Next 12 Quaterly Mths	Cash
SGX Mini Nikkei 225	JPY	SGX	NS	E: 07:30 - 15:25 (07:15 pre-open) (T+1) 14:55 - 05:15	JPY 143,000 (HKD 10,121)	JPY 130,000 (HKD 9,201)	20.21	1pt. = JPY 100	JPY100xIndex (HKD 204,513)	Nearest 4 Quaterly Mth	Cash
SGX FTSE Xinhua China A50	USD	SGX	CN	E: 09:00 - 16:30 (08:45 pre-open) (T+1) 17:00 - 05:15	USD 1,100 (HKD 8,537)	USD 1,000 (HKD 7,761)	16.16	2.5pt. = USD 2.5	USD1xIndex (HKD 137,987)	Front; Next Mth & Quaterly Mths within 1 yr	Cash
SGX CNX Nifty	USD	SGX	IN	E: 09:00 - 18:10 (08:45 pre-open) (T+1) 18:40 - 05:15	USD 1,870 (HKD 14,513)	USD 1,700 (HKD 13,193)	16.92	0.5pt. = USD 1	USD2xIndex (HKD 245,598)	Front; Next Mth & 4 Quaterly Mths	Cash
SGX MSCI Singapore	SGD	SGX	SG	E: 08:30 - 17:10 (08:15 pre-open) (T+1) 17:40 - 05:15	SGD 1,650 (HKD 9,660)	SGD 1,500 (HKD 8,782)	21.78	0.05pt. = SGD 5	SGD 100xIndex (HKD 210,383)	2 Recent Non-Quarterly Mths & 4 Quaterly mths	Cash
Mini Dow Jones (S5)	USD	CME-CBT	YM	E: 06:00 - 05:00 Trading halt 04:15 - 04:30	USD 9,900 (HKD 76,832)	USD 9,000 (HKD 69,847)	17.41	1pt. = USD 5	USD5xIndex (HKD 1,337,263)	4 Quaterly Mths	Cash
Micro Mini Dow Jones	USD	CME-CBT	MYM	E: 06:00 - 05:00 Trading halt 04:15 - 04:30	USD 990 (HKD 7,683)	USD 900 (HKD 6,985)	17.41	1pt. = USD 0.5	USD0.5xIndex (HKD 133,726)	4 Quaterly Mths	Cash
S&P 500	USD	CME	SP	E: 06:00 - 21:15; 04:30 - 05:00 O: 21:30 - 04:15	USD 60,500 (HKD 469,528)	USD 55,000 (HKD 426,844)	17.54	0.1pt. = USD 25	USD250xIndex (HKD 8,237,507)	O: 8 Quaterly Mths/ E: 1 Quaterly Mths (launch of Next Quaterly Mths 8 days before)	Cash
Mini S&P 500	USD	CME	ES	E: 06:00 - 05:00 Trading halt 04:15 - 04:30	USD 12,100 (HKD 93,906)	USD 11,000 (HKD 85,369)	17.54	0.25pt. = USD 12.5	USD50xIndex (HKD 1,647,521)	5 Quaterly Mths	Cash
Micro Mini S&P 500	USD	CME	MES	E: 06:00 - 05:00 Trading halt 04:15 - 04:30	USD 1,210 (HKD 9,391)	USD 1,100 (HKD 8,537)	17.54	0.25pt. = USD 1.25	USD5xIndex (HKD 164,752)	5 Quaterly Mths	Cash
CBOE volatility Index	USD	CBOE	VX	E: 06:00 - 21:30 ; 21:30 - 04:15; 04:30-05:00	USD 13,200 (HKD 102,443)	USD 10,000 (HKD 77,608)	1.25	0.05pt. = USD 50	USD1000xIndex (HKD 128,445)	9 Consecutive Mths; including 5 Mths on the Feb Quaterly Cycle	Cash
Mini Nasdaq 100	USD	CME	NQ	E: 06:00 - 05:00 Trading halt 04:15 - 04:30	USD 17,600 (HKD 136,590)	USD 16,000 (HKD 124,173)	15.90	0.25pt. = USD 5	USD20xIndex (HKD 2,172,132)	5 Quaterly Mths	Cash
Micro Mini Nasdaq 100	USD	CME	MNO	E: 06:00 - 05:00 Trading halt 04:15 - 04:30	USD 1,760 (HKD 13,659)	USD 1,600 (HKD 12,417)	15.90	0.25pt. = USD 0.5	USD2xIndex (HKD 217,213)	5 Quaterly Mths	Cash
Mini Russell 2000	USD	CME	RTY	E: 06:00 - 05:00 Trading halt 04:15 - 04:30	USD 7,150 (HKD 55,490)	USD 6,500 (HKD 50,445)	16.32	0.1pt. = USD 5	USD20xIndex (HKD 905,647)	5 Quaterly Mths	Cash
Micro Mini Russell 2000	USD	CME	M2K	E: 06:00 - 05:00 Trading halt 04:15 - 04:30	USD 660 (HKD 5,122)	USD 600 (HKD 4,656)	17.68	0.1pt. = USD 0.5	USD20xIndex (HKD 90,565)	5 Quaterly Mths	Cash
Nikkei 225 USD	USD	CME	NKD	E: 06:00 - 05:00	USD 8,800 (HKD 68,295)	USD 8,000 (HKD 62,086)	16.49	5pt. = USD 25	USD5xIndex (HKD 1,126,480)	4 Quaterly Mths	Cash
DAX (DAX)	EUR	EUREX	DAX	E: 08:15 - 04:00	EUR 36,253 (HKD 340,605)	EUR 30,211 HKD 0	10.82	0.5點 = EUR 12.5	EUR25xIndex (HKD 3,685,981)	3 Quaterly Mths	Cash
Mini DAX (Mini DAX)	EUR	EUREX	FDXM	E: 07:00 - 04:00	EUR 7,250 (HKD 68,115)	EUR 6,042 HKD 0	10.82	1點 = EUR 5	EUR5xIndex (HKD 737,196)	3 Quaterly Mths	Cash
FTSE 100	GBP	NYSE-Liffe	Z	E: 08:00 - 04:00	GBP 8,752 (HKD 95,812)	GBP 7,293 (HKD 79,839)	8.15	0.5pt. = GBP 5	GBP10xIndex (HKD 781,315)	4 Quaterly Mths	Cash
FTSE Bursa Malaysia KLCI	MYR	BM	FKLI	E: 08:45 - 12:45; 14:30 - 17:15	MYR 5,040 (HKD 9,526)	MYR 4,200 (HKD 7,938)	15.57	0.5pt. = MYR 25	MYR50xIndex (HKD 148,327)	Front; Next & 2 Quarterly Mths	Cash
ASX SPI 200	AUD	ASX	AP	E: 06:50 - 13:30 & 14:10 - 04:00	AUD 15,048 (HKD 89,994)	AUD 12,540 (HKD 74,995)	12.14	1pt. = AUD 25	AUD25xIndex (HKD 1,092,782)	6 Quaterly Mths & 2 Non-Quarterly Mths	Cash
TFEX SET50	THB	TFEX	S50	E: 10:45 - 13:30 ; 15:15 - 17:55 (1/2 hour pre-open before each session open)	THB 14,744 (HKD 3,682)	THB 7,760 (HKD 1,938)	14.28	0.1pt = THB 20	THB200xIndex (HKD 52,588)	3 Nearest Consecutive Mths & 3 Quaterly Mths	Cash
Stock Futures 											
HSBC Holdings Plc.	HKD	HKFE	HKB	E: 09:30 - 12:00; 13:00 - 16:00	HKD 0	HKD 1,040	14.67	0.01pt. = HKD 4	HKD400xprice (HKD 19,072)	Front; Next 2 Mths & Next 2 Quarterly Mths	Cash
China Mobile Limited	HKD	HKFE	CHT	E: 09:30 - 12:00; 13:00 - 16:00	HKD 0	HKD 1,340	14.55	0.01pt. = HKD 5	HKD500xprice (HKD 24,375)	Front; Next 2 Mths & Next 2 Quarterly Mths	Cash

Contract	Curr.	Exchange	Codes	Trading Time	I. Margin	M.Margin	Gearing	Tick Size	Contract Value	Contract Mth.	Cash/Physical Delivery
China Construction Bank	HKD	HKFE	CCB	E : 09:30 - 12:00; 13:00 - 16:00	HKD 412	HKD 329	15.15	0.01pt. = HKD 10	HKD1,000xprice (HKD 6,240)	Front; Next 2 Mths & Next 2 Quarterly Mths	Cash
ICBC	HKD	HKFE	ICB	E : 09:30 - 12:00; 13:00 - 16:00	HKD 448	HKD 358	10.51	0.01pt. = HKD 10	HKD1,000xprice (HKD 4,710)	Front; Next 2 Mths & Next 2 Quarterly Mths	Cash
CNOOC Limited	HKD	HKFE	CNC	E : 09:30 - 12:00; 13:00 - 16:00	HKD 904	HKD 723	9.96	0.01pt. = HKD 10	HKD1,000xprice (HKD 9,000)	Front; Next 2 Mths & Next 2 Quarterly Mths	Cash
Huaneng Power International	HKD	HKFE	HNP	E : 09:30 - 12:00; 13:00 - 16:00	HKD 368	HKD 294	15.65	0.01pt. = HKD 20	HKD2,000xprice (HKD 5,760)	Front; Next 2 Mths & Next 2 Quarterly Mths	Cash
Ping An Insurance	HKD	HKFE	PAI	E : 09:30 - 12:00; 13:00 - 16:00	HKD 2,713	HKD 2,170	14.92	0.01pt. = HKD 5	HKD500xprice (HKD 40,480)	Front; Next 2 Mths & Next 2 Quarterly Mths	Cash
China Merchants Bank	HKD	HKFE	CMB	E : 09:30 - 12:00; 13:00 - 16:00	HKD 3,258	HKD 2,606	10.62	0.01pt. = HKD 5	HKD500xprice (HKD 34,605)	Front; Next 2 Mths & Next 2 Quarterly Mths	Cash
Bank of China	HKD	HKFE	BCL	E : 09:30 - 12:00; 13:00 - 16:00	HKD 194	HKD 155	14.48	0.01pt. = HKD 10	HKD1,000xprice (HKD 2,810)	Front; Next 2 Mths & Next 2 Quarterly Mths	Cash
China Petroleum & Chemical	HKD	HKFE	CPC	E : 09:30 - 12:00; 13:00 - 16:00	HKD 801	HKD 640	1.03	0.01pt. = HKD 20	HKD2,000xprice (HKD 4,140)	Front; Next 2 Mths & Next 2 Quarterly Mths	Cash
Hong Kong Exchanges & Clearing	HKD	HKFE	HEX	E : 09:30 - 12:00; 13:00 - 16:00	HKD 3,910	HKD 3,128	11.97	0.01pt. = HKD 1	HKD100xprice (HKD 467,850)	Front; Next 2 Mths & Next 2 Quarterly Mths	Cash
PetroChina	HKD	HKFE	PEC	E : 09:30 - 12:00; 13:00 - 16:00	HKD 622	HKD 497	10.71	0.01pt. = HKD 20	HKD2,000xprice (HKD 3,330)	Front; Next 2 Mths & Next 2 Quarterly Mths	Cash
China Communications Construction	HKD	HKFE	CCC	E : 09:30 - 12:00; 13:00 - 16:00	HKD 242	HKD 193	15.29	0.01pt. = HKD 10	HKD1,000xprice (HKD 3,700)	Front; Next 2 Mths & Next 2 Quarterly Mths	Cash
China Life Insurance	HKD	HKFE	CLI	E : 09:30 - 12:00; 13:00 - 16:00	HKD 1,066	HKD 852	14.88	0.01pt. = HKD 10	HKD1,000xprice (HKD 15,860)	Front; Next 2 Mths & Next 2 Quarterly Mths	Cash
Bank of Communications	HKD	HKFE	BCM	E : 09:30 - 12:00; 13:00 - 16:00	HKD 341	HKD 272	15.25	0.01pt. = HKD 10	HKD1,000xprice (HKD 5,200)	Front; Next 2 Mths & Next 2 Quarterly Mths	Cash
China Minsheng Banking Corporation	HKD	HKFE	MSB	E : 09:30 - 12:00; 13:00 - 16:00	HKD 3,644	HKD 2,915	10.51	0.01pt. = HKD 100	HKD10,000xprice (HKD 3,830)	Front; Next 2 Mths & Next 2 Quarterly Mths	Cash
Tencent Holdings Ltd.	HKD	HKFE	TCH	E : 09:30 - 12:00; 13:00 - 16:00	HKD 6,051	HKD 4,840	9.92	0.01pt. = HKD 100	HKD100xprice (HKD 600,330)	Front; Next 2 Mths & Next 2 Quarterly Mths	Cash
Xiaomi Corporation	HKD	HKFE	MIU	E : 09:30 - 12:00; 13:00 - 16:00	HKD 3,178	HKD 2,542	0.89	0.01pt. = HKD 100	HKD100xprice (HKD 28,180)	Front; Next 2 Mths & Next 2 Quarterly Mths	Cash
Meituan DianPing	HKD	HKFE	MET	E : 09:30 - 12:00; 13:00 - 16:00	HKD 25,203	HKD 20,162	1.18	0.01pt. = HKD 100	HKD100xprice (HKD 296,970)	Front; Next 2 Mths & Next 2 Quarterly Mths	Cash
Anhui Conch cement Co. Ltd.	HKD	HKFE	ACC	E : 09:30 - 12:00; 13:00 - 16:00	HKD 1,542	HKD 1,233	2.81	0.01pt. = HKD 100	HKD100xprice (HKD 43,280)	Front; Next 2 Mths & Next 2 Quarterly Mths	Cash
CSOP FTSE China A50 ETF	HKD	HKFE	CSA	E : 09:30 - 12:00; 13:00 - 16:00	HKD 6,623	HKD 5,298	15.53	0.01pt. = HKD 50	HKD5,000xprice (HKD 20,570)	Front; Next 2 Mths & Next 2 Quarterly Mths	Cash
iShares FTSE A50 China Index ETF	HKD	HKFE	A50	E : 09:30 - 12:00; 13:00 - 16:00	HKD 6,689	HKD 5,351	15.65	0.01pt. = HKD 50	HKD5,000xprice (HKD 20,940)	Front; Next 2 Mths & Next 2 Quarterly Mths	Cash
China AMC CSI 300 Index ETF	HKD	HKFE	AMC	E : 09:30 - 12:00; 13:00 - 16:00	HKD 8,445	HKD 6,756	15.38	0.01pt. = HKD 20	HKD2,000xprice (HKD 64,930)	Front; Next 2 Mths & Next 2 Quarterly Mths	Cash
Agricultural Futures											
 Guotai Junan Futures (HK) Limited											
Com	USD	CME-CBT	C	E : 08:00 - 20:45; 21:30 - 02:20	USD 2,338 (HKD 18,145)	USD 2,125 (HKD 16,492)	14.64	0.0025 = USD 12.5	5,000 bushel (HKD 265,613)	Mar; May; Jul; Sep; Dec	Physical
Mini-sized Com	USD	CME-CBT	YC	E : 08:00 - 20:45; 21:30 - 02:45	USD 468 (HKD 3,632)	USD 425 (HKD 3,298)	14.63	0.00125 = USD 1.25	1,000 bushel (HKD 53,123)	Mar; May; Jul; Sep; Dec	Physical
Soybeans	USD	CME-CBT	S	E : 08:00 - 20:45; 21:30 - 02:20	USD 4,208 (HKD 32,657)	USD 3,825 (HKD 29,685)	17.92	0.0025 = USD 12.5	5,000 bushel (HKD 585,358)	Jan; Mar; May; Jul; Aug; Sep; Nov	Physical
Mini-sized Soybean	USD	CME-CBT	YK	E : 08:00 - 20:45; 21:30 - 02:45	USD 842 (HKD 6,535)	USD 765 (HKD 5,937)	17.92	0.00125 = USD 1.25	1,000 bushel (HKD 117,072)	Jan; Mar; May; Jul; Aug; Sep; Nov	Physical
Wheat	USD	CME-CBT	W	E : 08:00 - 20:45; 21:30 - 02:20	USD 2,530 (HKD 19,635)	USD 2,300 (HKD 17,850)	13.45	0.0025 = USD 12.5	5,000 bushel (HKD 264,158)	Mar; May; Jul; Sep; Dec	Physical
Mini-sized Wheat	USD	CME-CBT	YW	E : 08:00 - 20:45; 21:30 - 02:45	USD 506 (HKD 3,927)	USD 460 (HKD 3,570)	13.45	0.00125 = USD 1.25	1,000 bushel (HKD 52,832)	Mar; May; Jul; Sep; Dec	Physical
Soybean Meal	USD	CME-CBT	SM	E : 08:00 - 20:45; 21:30 - 02:20	USD 3,025 (HKD 23,476)	USD 2,750 (HKD 21,342)	12.67	0.1 = USD 10	100 short ton (HKD 297,471)	Jan; Mar; May; Jul; Aug; Sep; Oct; Dec	Physical
Soybean Oil	USD	CME-CBT	BO	E : 08:00 - 20:45; 21:30 - 02:20	USD 2,530 (HKD 19,635)	USD 2,300 (HKD 17,850)	15.88	0.0001 = USD 6	60,000 lbs (HKD 311,891)	Jan; Mar; May; Jul; Aug; Sep; Oct; Dec	Physical
Oats	USD	CME-CBT	O	E : 08:00 - 20:45; 21:30 - 02:20	USD 880 (HKD 6,830)	USD 800 (HKD 6,209)	21.66	0.0025 = USD 12.5	5,000 bushel (HKD 147,940)	Mar; May; Jul; Sep; Dec	Physical
Rough Rice	USD	CME-CBT	RR	E : 08:00 - 20:45; 21:30 - 02:20	USD 1,485 (HKD 11,525)	USD 1,350 (HKD 10,477)	17.31	0.005 = USD 10	2,000 cwt (HKD 199,453)	Jan; Mar; May; Jul; Sep; Nov	Physical

Contract	Curr.	Exchange	Codes	Trading Time	I. Margin	M.Margin	Gearing	Tick Size	Contract Value	Contract Mth.	Cash/Physical Delivery
KCBT Wheat	USD	KCBT	KB	E: 08:00 - 20:45; 21:30 - 02:20	USD 2,585 (HKD 20,062)	USD 2,350 (HKD 18,238)	12.34	0.0025 = USD 12.5	5,000 bushel (HKD 247,570)	Mar; May; Jul; Sep; Dec	Physical
Cocoa	USD	ICE US	CC	E: 16:45 - 01:30(08:00 pre-open)	USD 2,280 (HKD 17,695)	USD 2,900 (HKD 14,746)	10.54	1 = USD 10	10 metric ton (HKD 186,414)	Mar; May; Jul; Sep; Dec	Physical
Coffee	USD	ICE US	KC	E: 14:15 - 01:30 (08:00 pre-open)	USD 4,860 (HKD 37,717)	USD 4,050 (HKD 31,431)	12.31	0.0005 = USD 18.75	37,500 lbs (HKD 464,484)	Mar; May; Jul; Sep; Dec	Physical
Cotton	USD	ICE US	CT	E: 09:00 - 02:20 (08:00 pre-open)	USD 3,180 (HKD 24,679)	USD 2,650 (HKD 20,566)	13.68	0.0001 = USD 5	50,000 lbs (HKD 337,595)	Mar; May; Jul; Oct; Dec	Physical
FCOJ-A	USD	ICE US	OJ	E: 20:00 - 02:00 (08:00 pre-open)	USD 1,512 (HKD 11,734)	USD 1,260 (HKD 9,779)	12.00	0.0005 = USD 7.5	15,000 lbs (HKD 140,859)	Jan; Mar; May; Jul; Sep; Nov	Physical
Sugar No.11	USD	ICE US	SB	E: 15:30 - 01:00 (08:00 pre-open)	USD 1,344 (HKD 10,431)	USD 1,120 (HKD 8,692)	14.62	0.0001 = USD 11.2	112,000 lbs (HKD 152,459)	Mar; May; Jul; Oct	Physical
Lumber	USD	CME	LB	E: 22:00 - 04:05	USD 9,900 (HKD 76,832)	USD 9,000 (HKD 69,847)	11.77	0.1 = USD 11	110,000 board feet (HKD 904,226)	Jan; Mar; May; Jul; Sep; Nov	Physical
Lean Hogs	USD	CME	LH	E: 21:30 - 02:05	USD 1,980 (HKD 15,366)	USD 1,800 (HKD 13,969)	24.24	0.00025 = USD 10	40,000 lbs (HKD 372,441)	Feb; Apr; May; Jun; Jul; Aug; Oct; Dec	Cash
Live Cattle	USD	CME	LC	E: 21:30 - 02:05	USD 1,760 (HKD 13,659)	USD 1,600 (HKD 12,417)	26.98	0.00025 = USD 10	40,000 lbs (HKD 368,483)	Feb; Apr; Jun; Aug; Oct; Dec	Physical
Feeder Cattle	USD	CME	FC	E: 21:30 - 02:05	USD 3,190 (HKD 24,757)	USD 2,900 (HKD 22,506)	23.70	0.00025 = USD 12.5	50,000 lbs (HKD 586,619)	Jan; Mar; Apr; May; Aug; Sep; Oct; Nov	Cash
Crude Palm Oil	MYR	BM	FCPO	E: 10:30 - 12:30; 14:30 - 18:00	MYR 7,920 (HKD 14,970)	MYR 6,000 (HKD 11,341)	12.18	1 = MYR 25	25 metric ton (HKD 182,349)	Front; Next 5 Consecutive Mths & Alternate Mths up to 24 Mths	Physical
SGX SICOM Technically Specified Rubber 20	USD	SGX	TF	E: 07:55 - 18:00	USD 880 (HKD 6,830)	USD 800 (HKD 6,209)	9.32	1 = USD 50	5 metric ton (HKD 63,639)	Nearest 12 Mths	Physical
NYSE Liffe Cocoa	GBP	NYSE-Liffe	C	E: 16:30 - 23:55	GBP 2,088 (HKD 22,858)	GBP 1,740 (HKD 19,048)	7.69	1 = GBP 10	10 tonnes (HKD 175,706)	Nearest 10 Contract Mths of Mar; May; Jul; Sep & Dec	Physical
NYSE Liffe Robusta Coffee	USD	NYSE-Liffe	RC	E: 16:00 - 00:30	USD 1,140 (HKD 8,847)	USD 950 (HKD 7,373)	13.96	1 = USD 10	10 tonnes (HKD 123,552)	Nearest 10 Contract Mths of Jan; Mar; May; Jul; Sep & Dec	Physical
NYSE Liffe White Sugar No. 407	USD	NYSE-Liffe	W	E: 15:45 - 00:00	USD 2,192 (HKD 17,012)	USD 1,827 (HKD 14,179)	10.29	0.1 = USD 5	50 tonnes (HKD 175,122)	Nearest 8 Contract Mths of Mar; May; Aug; Sep; Dec	Physical
Currencies Futures  Central Japan Futures (HK) Limited											
AUD/USD	USD	CME	AD	E: 06:00 - 05:00	USD 2,772 (HKD 21,513)	USD 1,800 (HKD 13,969)	27.80	0.0001 = USD 10	AUD 100,000 (HKD 598,008)	3 Consecutive Mths & 20 mths in the March Quarterly	Physical
GBP/USD	USD	CME	BP	E: 06:00 - 05:00	USD 3,696 (HKD 28,684)	USD 2,400 (HKD 18,626)	23.86	0.0001 = USD 6.25	GBP 62,500 (HKD 684,309)	3 Consecutive Mths & 20 mths in the March Quarterly	Physical
CAD/USD	USD	CME	CD	E: 06:00 - 05:00	USD 1,694 (HKD 13,147)	USD 1,100 (HKD 8,537)	48.52	0.0001 = USD 10	CAD 100,000 (HKD 637,821)	3 Consecutive Mths & 220 mths in the March Quarterly	Physical
EUR/USD	USD	CME	EC	E: 06:00 - 05:00	USD 3,388 (HKD 26,294)	USD 2,200 (HKD 17,074)	44.73	0.0001 = USD 12.5	EUR 125,000 (HKD 1,176,149)	3 Consecutive Mths & 20 mths in the March Quarterly	Physical
E-mini EUR/USD	USD	CME	EZ	E: 06:00 - 05:00	USD 1,694 (HKD 13,147)	USD 1,320 (HKD 10,244)	44.65	0.0001 = USD 6.25	EUR 62,500 (HKD 587,056)	2 Consecutive Quarterly Mths	Physical
JPY/USD	USD	CME	JY	E: 06:00 - 05:00	USD 3,157 (HKD 24,501)	USD 2,050 (HKD 15,910)	36.12	0.0000005 = USD 6.25	JPY 12.5M (HKD 884,877)	3 Consecutive Mths & 20 mths in the March Quarterly	Physical
E-mini JPY/USD	USD	CME	JZ	E: 06:00 - 05:00	USD 1,579 (HKD 12,254)	USD 1,025 (HKD 7,955)	36.08	0.000001 = USD 6.25	JPY 6.25M (HKD 442,123)	2 Consecutive Quarterly Mths	Physical
EUR/JPY	JPY	CME	RY	E: 06:00 - 05:00	JPY 462,000 (HKD 32,699)	JPY 360,000 (HKD 25,480)	35.93	0.01 = JPY 1,250	EUR 125,000 (HKD 1,174,737)	6 Consecutive Quarterly Mths	Physical
NZD/USD	USD	CME	NE	E: 06:00 - 05:00	USD 2,926 (HKD 22,708)	USD 2,280 (HKD 17,695)	24.36	0.0001 = USD 10	NZD 100,000 (HKD 553,112)	6 Consecutive Quarterly Mths	Physical
CHF/USD	USD	CME	SF	E: 06:00 - 05:00	USD 5,082 (HKD 39,440)	USD 3,000 (HKD 23,282)	27.43	0.0001 = USD 12.5	CHF 125,000 (HKD 1,081,759)	20 mths in the March Quarterly	Physical
RMB/USD	USD	CME	RMB	E: 06:00 - 05:00	USD 7,590 (HKD 58,904)	USD 4,140 (HKD 32,130)	20.51	0.00001 = USD 10	RMB 1,000,000 (HKD 1,208,279)	13 Consecutive Mths & Next 2 Quarterly Mths	Cash
USD/RMB	CNY	HKFE	CUS	E: 08:30 - 16:30; 17:15 - 03:00	CNY 22,264 (HKD 27,012)	CNY 12,467 (HKD 15,126)	28.75	0.0001 = CNY 10	USD 100,000 (HKD 776,590)	Front; Next 3 Mths & Next 6 Quarterly Mths	Physical
CNY/USD	USD	SGX	CY	E: 07:00 - 17:55; 18:15 - 05:15	USD 1,760 (HKD 13,659)	USD 800 (HKD 6,209)	44.36	0.0001 = USD 5	CNY 500,000 (HKD 605,924)	13 monthly followed by the next 8 quarterly months	Cash
USD/CNH	RMB	SGX	UC	E: 07:00 - 17:55; 18:15 - 05:15	CNY 11,000 (HKD 13,346)	CNY 5,000 (HKD 6,066)	58.20	0.0001 = CNY 10	USD 100,000 (HKD 776,687)	13 monthly followed by the next 8 quarterly months	Cash
USD/SDG	SGD	SGX	US	E: 07:00 - 19:30; 19:50 - 05:15	SGD 1,210 (HKD 7,084)	SGD 550 (HKD 3,220)	27.36	0.0001 = SGD 2.5	USD 25,000 (HKD 193,786)	12 Consecutive Mths	Cash
MXN/USD	USD	CME	MP	E: 06:00 - 05:00	USD 2,156 (HKD 16,732)	USD 1,400 (HKD 10,865)	11.65	0.000025 = USD 12.5	MXP 500,000 (HKD 194,990)	13 Consecutive Mths & Next 2 Quarterly Mths	Physical
US Dollar Index	USD	ICE-US	DX	E: 08:00 - 05:00 (07:30 pre-open) Open 06:00 on Monday (05:30 pre-open)	USD 3,420 (HKD 26,542)	USD 2,280 (HKD 17,695)	26.48	0.005 = USD 5	USD1,000 x Index (HKD 702,740)	4 Quarterly Mths	Physical

Contract	Curr.	Exchange	Codes	Trading Time	I. Margin	M.Margin	Gearing	Tick Size	Contract Value	Contract Mth.	Cash/Physical Delivery
Interest Rate Futures											
 Guotai Junan Futures (HK) Limited											
30-Year U.S. Treasury Bond	USD	CME-CBT	US	E: 06:00 - 05:00	USD 5,390 (HKD 41,831)	USD 3,500 (HKD 27,163)	29.54	1/32 = USD 31.25	USD100,000 (HKD 1,235,665)	3 Quarterly Mths	Physical
10-Year U.S. Treasury Note	USD	CME-CBT	TY	E: 06:00 - 05:00	USD 2,349 (HKD 18,230)	USD 1,525 (HKD 11,835)	56.55	0.5/32 = USD 15.625	USD100,000 (HKD 1,030,974)	5 Quarterly Mths	Physical
5-Year U.S. Treasury Note	USD	CME-CBT	FV	E: 06:00 - 05:00	USD 1,117 (HKD 8,669)	USD 725 (HKD 5,627)	111.12	0.25/32 = USD 7.8125	USD100,000 (HKD 963,249)	5 Quarterly Mths	Physical
2-Year U.S. Treasury Note	USD	CME-CBT	TU	E: 06:00 - 05:00	USD 616 (HKD 4,781)	USD 350 (HKD 2,716)	358.27	0.25/32 = USD 15.625	USD200,000 (HKD 1,712,772)	5 Quarterly Mths	Physical
Three Month Eurodollar (Eurodollar)	USD	CME	GE	E: 06:00 - 05:00	USD 1,056 (HKD 8,195)	USD 600 (HKD 4,656)	236.46	0.005= USD 12.5	USD1,000,000 (HKD 1,937,872)	Nearest 40 Months in the March Quarterly cycle & nearest 4 serial Months	Cash
30 Day Federal Fund	USD	CME	ZO	E: 06:00 - 05:00	USD 651 (HKD 5,052)	USD 465 (HKD 3,609)	639.83	0.005= USD 20.835	USD5,000,000 (HKD 3,232,599)	First 36 Calendar Months	Cash
Euro-Bund	EUR	EUREX	FGBL	E: 07:00 - 04:00	EUR 2,664 (HKD 25,029)	EUR 2,220 (HKD 20,857)	64.89	0.01 = EUR 10	EUR100,000 (HKD 1,624,246)	9 Consecutive Quarterly Mths	Physical
Euro-Bobl	EUR	EUREX	FGBM	E: 07:00 - 04:00	EUR 1,174 (HKD 11,030)	EUR 978 (HKD 9,189)	114.48	0.01 = EUR 10	EUR100,000 (HKD 1,262,718)	9 Consecutive Quarterly Mths	Physical
Euro-Schatz	EUR	EUREX	FGBS	E: 07:00 - 04:00	EUR 301 (HKD 2,828)	EUR 251 (HKD 2,358)	372.74	0.005 = EUR 5	EUR100,000 (HKD 1,054,097)	9 Consecutive Quarterly Mths	Physical
Three Month Euro (EURIBOR)	EUR	NYSE-Liffe	J	E: 08:00 - 04:00	EUR 646 (HKD 6,069)	EUR 538 (HKD 5,055)	389.09	0.005pt. = EUR 12.5	EUR 1,000,000 (HKD 2,361,490)	6 Consecutive Mths & Next 22 Quarterly Mths	Cash
Three Month Sterling (Short Sterling)	GBP	NYSE-Liffe	L	E: 14:30 - 01:00	GBP 302 (HKD 3,306)	GBP 252 (HKD 2,759)	413.58	0.01pt. = GBP 12.5	GBP500,000 (HKD 1,367,328)	3 Consecutive Mths & Next 23 Quarterly Mths	Cash
Long Gilt	GBP	NYSE-Liffe	R	E: 15:00 - 01:00	GBP 3,420 (HKD 37,440)	GBP 2,850 (HKD 31,200)	37.77	0.01pt. = GBP 10	GBP100,000 (HKD 1,414,183)	3 Quarterly Mths	Physical
Energies Futures											
 Guotai Junan Futures (HK) Limited											
Light Sweet Crude Oil (WTI)	USD	CME-NYMEX	CL	E: 06:00 - 05:00	USD 5,830 (HKD 45,245)	USD 5,300 (HKD 41,132)	12.16	0.01 = USD 10	1,000 barrels (HKD 550,318)	Consecutive Mths within 6 yrs & Next 6 Mths of Jun; Dec Quarterly Mth	Physical
E-mini Light Sweet Crude Oil-Financial (WTI)	USD	CME-NYMEX	QM	E: 06:00 - 05:00	USD 2,915 (HKD 22,623)	USD 2,650 (HKD 20,566)	12.16	0.025 = USD 12.5	500 barrels (HKD 275,120)	Consecutive Mths within 6 yrs	Cash
NY Harbor ULSD	USD	CME-NYMEX	HO	E: 06:00 - 05:00	USD 5,638 (HKD 43,755)	USD 5,125 (HKD 39,774)	15.80	0.0001 = USD 4.2	42,000 gallons (HKD 691,250)	49 Consecutive Mths	Physical
E-mini NY Harbor ULSD- Financial	USD	CME-NYMEX	QH	E: 06:00 - 05:00	USD 2,819 (HKD 21,878)	USD 2,563 (HKD 19,891)	15.80	0.001 = USD 21	21,000 gallons (HKD 345,674)	12 Consecutive Mths	Cash
Natural Gas (Henry Hub)	USD	CME-NYMEX	NG	E: 06:00 - 05:00	USD 2,255 (HKD 17,501)	USD 2,050 (HKD 15,910)	14.62	0.001 = USD 10	10,000 mmBtu (HKD 255,796)	Consecutive Mths within 9 yrs	Physical
E-mini Natural Gas (Henry Hub) - Financial	USD	CME-NYMEX	QG	E: 06:00 - 05:00	USD 564 (HKD 4,377)	USD 513 (HKD 3,981)	14.61	0.005 = USD 12.5	2,500 mmBtu (HKD 63,930)	Consecutive Mths within 6 yrs	Cash
RBOB Gasoline	USD	CME-NYMEX	RB	E: 06:00 - 05:00	USD 6,490 (HKD 50,368)	USD 5,900 (HKD 45,789)	14.15	0.0001 = USD 4.2	42,000 gallons (HKD 712,567)	36 Consecutive Mths	Physical
ICE Brent Crude	USD	ICE-EUROPE	BRN	E: 08:00 - 06:00	USD 6,588 (HKD 51,128)	USD 5,490 (HKD 42,607)	11.03	0.01 = USD 10	1,000 barrels (HKD 564,133)	72 Consecutive Mths & Next 6 Mths of Jun; Dec Quarterly Mth	Cash/Physical
ICE WTI Crude	USD	ICE-EUROPE	WBS	E: 08:00 - 06:00	USD 10,152 (HKD 78,788)	USD 8,460 (HKD 65,656)	6.98	0.01 = USD 10	1,000 barrels (HKD 550,318)	72 Consecutive Mths & Next 6 Mths of Jun; Dec Quarterly Mth	Cash
ICE LS Gasoil	USD	ICE-EUROPE	GAS	E: 08:00 - 06:00	USD 4,457 (HKD 34,590)	USD 3,714 (HKD 28,824)	13.23	0.25 = USD 25	100 metric ton (HKD 457,499)	36 Consecutive Mths; Next 12 Quarterly Mths & Next 6 Mths of Jun; Dec Quarterly	Physical
Fuel Oil 380cst	USD	SGX	FB	E: 09:30 - 18:30 (09:15 pre-open); (T+1) 19:30 - 02:00 (19:15 pre-open)	USD 3,300 (HKD 25,611)	USD 3,000 (HKD 23,282)	12.00	0.1 = USD 100	100 tonne (HKD 307,444)	12 Consecutive Mths	Physical
Metals Futures											
 Guotai Junan Futures (HK) Limited											
COMEX Silver	USD	CME-NYMEX (COMEX)	SI	E: 06:00 - 05:00	USD 8,250 (HKD 64,027)	USD 7,500 (HKD 58,206)	8.53	0.005 = USD 12.5	2,500 Loz (HKD 546,089)	Jan;Mar;May;Jul;Sep;Dec	Physical
COMEX Copper	USD	CME-NYMEX (COMEX)	HG	E: 06:00 - 05:00	USD 7,260 (HKD 56,343)	USD 6,600 (HKD 51,221)	15.63	0.0005 = USD 12.5	25,000 lbs (HKD 880,366)	Front & Next 23 Consecutive Mths	Physical
Palladium	USD	CME-NYMEX	PA	E: 06:00 - 05:00	USD 29,700 (HKD 230,496)	USD 27,000 (HKD 209,542)	9.36	0.05 = USD 5	100 Loz (HKD 2,158,123)	3 Consecutive Mths & Quarterly Mths within 15 Mths	Physical
Platinum	USD	CME-NYMEX	PL	E: 06:00 - 05:00	USD 4,400 (HKD 34,148)	USD 4,000 (HKD 31,043)	13.08	0.1 = USD 5	50 Loz (HKD 446,673)	3 Consecutive Mths & Jan; Apr; Jul; Oct within 15 Mths	Physical
LME Aluminium	USD	LME***	AHD	E: 08:00 - 02:00 O: 18:40 - 00:00	USD 3,630 (HKD 28,172)	USD 3,025 (HKD 23,476)	16.97	0.5 = USD 12.5 0.25 = USD 6.25	25 tonne (HKD 478,162)	3 Mths Prompt	Physical
LME Copper	USD	LME***	CAD	E: 08:00 - 02:00 O: 18:40 - 00:00	USD 18,450 (HKD 143,187)	USD 15,375 (HKD 119,322)	13.55	0.5 = USD 12.5 0.25 = USD 6.25	25 tonne (HKD 1,940,879)	3 Mths Prompt	Physical
LME Lead	USD	LME***	PBD	E: 08:00 - 02:00 O: 18:40 - 00:00	USD 4,230 (HKD 32,828)	USD 3,525 (HKD 27,357)	13.03	0.5 = USD 12.5 0.25 = USD 6.25	25 tonne (HKD 427,814)	3 Mths Prompt	Physical

Contract	Curr.	Exchange	Codes	Trading Time	I. Margin	M.Margin	Gearing	Tick Size	Contract Value	Contract Mth.	Cash/Physical Delivery
LME Nickel	USD	LME***	ND	E : 08:00 - 02:00 O : 18:40 - 00:00	USD 10,440 (HKD 81,023)	USD 8,700 (HKD 67,519)	10.48	5 = USD 30 1 = USD 6	6 tonne (HKD 848,737)	3 Mths Prompt	Physical
LME Tin	USD	LME***	SND	E : 08:00 - 02:00 O : 18:40 - 00:00	USD 19,500 (HKD 151,336)	USD 16,250 (HKD 126,113)	8.09	5 = USD 25 1 = USD 5	5 tonne (HKD 1,225,042)	3 Mths Prompt	Physical
LME Zinc	USD	LME***	ZSD	E : 08:00 - 02:00 O : 18:40 - 00:00	USD 4,950 (HKD 38,416)	USD 4,125 (HKD 32,013)	15.38	0.5 = USD 12.5 0.25 = USD 6.25	25 tonne (HKD 590,694)	3 Mths Prompt	Physical
SGX TSI Iron Ore CFR China (62% Fe Fines)	USD	SGX	FEF	E : 07:25 - 20:00 (T+1) 20:15 - 05:15	USD 2,750 (HKD 21,342)	USD 2,500 (HKD 19,402)	7.80	0.01pt. = USD 1	100 metric toz (HKD 166,368)	48 Consecutive Mths	Cash
HKEX USD Gold	USD	HKFE	GDU	E : 09:00 - 16:15 (T+1): 17:00 - 03:00	USD 3,590 (HKD 5,863)	USD 2,393 (HKD 4,690)	16.98	0.01=USD 10	1 kg (HKD 76,263)	Spot Month and the next eleven mths	Physical
HKEX CNY Gold	RMB	HKFE	GDR	E : 09:00 - 16:15 (T+1): 17:00 - 03:00	CNY 26,831 (HKD 5,863)	CNY 15,332 (HKD 4,690)	14.52	0.05 = CNY 50	1 kg (HKD 76,263)	Spot Month and the next eleven mths	Physical
USD Mini LME Aluminium	USD	HKFE	LUA	E : 09:00 - 16:15 (T+1): 17:00 - 03:00	USD 852 (HKD 6,612)	USD 681 (HKD 5,285)	14.54	1 = USD 5	5 tonne (HKD 96,137)	Spot Month and the next eleven mths	Cash
USD Mini LME Copper	USD	HKFE	LUC	E : 09:00 - 16:15 (T+1): 17:00 - 03:00	USD 3,444 (HKD 26,728)	USD 2,755 (HKD 21,381)	14.53	1 = USD 5	5 tonne (HKD 388,273)	Spot Month and the next eleven mths	Cash
USD Mini LME Nickel	USD	HKFE	LUN	E : 09:00 - 16:15 (T+1): 17:00 - 03:00	USD 1,675 (HKD 12,999)	USD 1,340 (HKD 10,399)	10.94	1 = USD 1	1 tonne (HKD 142,201)	Spot Month and the next eleven mths	Cash
USD Mini LME Lead	USD	HKFE	LUP	E : 09:00 - 16:15 (T+1): 17:00 - 03:00	USD 885 (HKD 6,868)	USD 708 (HKD 5,495)	12.22	1 = USD 5	5 tonne (HKD 83,914)	Spot Month and the next eleven mths	Cash
USD Mini LME Tin	USD	HKFE	LUN	E : 09:00 - 16:15 (T+1): 17:00 - 03:00	USD 3,817 (HKD 29,623)	USD 3,053 (HKD 23,694)	8.41	1 = USD 1	1 tonne (HKD 249,083)	Spot Month and the next eleven mths	Cash
USD Mini LME Zinc	USD	HKFE	LUZ	E : 09:00 - 16:15 (T+1): 17:00 - 03:00	USD 1,130 (HKD 8,770)	USD 904 (HKD 7,016)	13.37	1 = USD 5	5 tonne (HKD 117,227)	Spot Month and the next eleven mths	Cash
CNY Mini LME Aluminium	RMB	HKFE	LRA	E : 09:00 - 16:15 (T+1): 17:00 - 03:00	CNY 5,798 (HKD 7,034)	CNY 4,638 (HKD 5,627)	13.66	0.5 = CNY 2.5	5 tonne (HKD 96,059)	Spot Month and the next eleven mths	Cash
CNY Mini LME Zinc	RMB	HKFE	LRZ	E : 09:00 - 16:15 (T+1): 17:00 - 03:00	CNY 6,902 (HKD 8,374)	CNY 5,521 (HKD 6,698)	13.99	0.5 = CNY 2.5	5 tonne (HKD 117,109)	Spot Month and the next eleven mths	Cash
CNY Mini LME Copper	RMB	HKFE	LRC	E : 09:00 - 16:15 (T+1): 17:00 - 03:00	CNY 23,727 (HKD 28,787)	CNY 18,981 (HKD 23,029)	26.95	0.5 = CNY 5	5 tonne (HKD 775,874)	Spot Month and the next eleven mths	Cash

* United States; Europe & Australia have day light saving time, relevant information will be updated accordingly.

** Note: Physical delivery is **not** available by Guatai Junan Futures (HK) Ltd. Force Liquidation will be taken if deliverable contracts are not settled by clients 3 days before first notice day or last trading day (earlier day is applied).

*** All capital involved in the LME market can only be withdrawn or applied to other markets after prompt day specified by LME though, it can be applied to the LME again.

Name of Exchange	Exchange Code
Australian Securities Exchange	ASX
Bursa Malaysia Berhad	BM
Chicago Mercantile Exchange	CME
CME - Chicago Board of Trade	CME-CBT
CME - New York Mercantile Exchange	CME-NYMEX
European Exchange	EUREX
Hong Kong Exchange	HKEX
Intercontinental Exchange Europe	ICE-EUROPE
Intercontinental Exchange U.S.	ICE-US
Korea Exchange	KRX
London Metal Exchange	LME
NYSE Liffe	NYSE-Liffe
NYSE-Liffe US	NYSE-Liffe US

Contract	Curr.	Exchange	Codes	Trading Time	I. Margin	M.Margin	Gearing	Tick Size	Contract Value	Contract Mth.	Cash/Physical Delivery
Osaka Securities Exchange		OSE									
Singapore Exchange		SGX									
Thailand Futures Exchange		TFEX									
Tokyo Commodity Exchange		TOCOM									
Tokyo Grain Exchange		TGE									
Tokyo Stock Exchange		TSE									